



**CRANE**  
"Lift with Confidence"



**LITTLE MONSTAR**

**MONSTAR LADDER**

NOBLELIFT



**TEAMSTEP**



[www.teamsystems.net.au](http://www.teamsystems.net.au)





Team Systems has grown to become Australia's leading manufacturer and importer of Material Handling Equipment.

Team Systems has been at the forefront of continued product development and sourcing of new products from right across the globe.

Our Brands include: Teamstar Trolleys, Teamstep, Rollmasta Conveyor, equip Powered Trolleys, Monstar Ladders, Crane Fork Attachments and Drumtech Drum Handling Equipment, just to name a few.

Team Systems also has a long standing relationship with some of Australia's largest manufacturers like Viscount & Nally Plastics, and Wheels & Castors.

- **National distribution from five branches across Australia.**
- **2000 product lines in stock.**
- **A Streamlined Business Model.**
- **Warehousing & Consolidating orders in China.**
- **Direct manufacturing of products in China for specific customer requirements.**

### Team Systems' Values


The values embraced by the people at Team Systems stem from a tradition which has been maintained from the very outset. These values are the key to maintaining successful and transparent relationships which have nurtured long term and mutually prosperous associations.

At Team Systems we expect our people to behave consistently with the following values:

- **Integrity:** Honest, ethical dealings within the letter and spirit of the law
- **Teamwork:** Working towards a common goal in a collaborative, inclusive manner
- **Individual Accountability:** Accepting responsibility, a sense of urgency, an eye for detail and a "can do" attitude
- **Mutual Support and Respect:** Being available, respect for others' opinions, time, feelings and by use of appropriate language
- **Trust and Openness:** Facilitating frequent, transparent two-way communications
- **Courage:** To risk going beyond our comfort zone and to learn from our mistakes
- **Fairness:** Accepting of a difference of opinion and achieving balance and equity in outcomes
- **Uncompromising Standards:** Care for health, safety and the environment as well as living and promoting our values in a culture of continuous improvement and learning.

"Our Goal is to provide Material Handling Equipment and solutions which will allow our customers to operate at the highest level in the Manufacturing, Retail, Storage and Distribution of their product."

-- Shane Poulton Managing Director



# CUSTOM MATERIAL HANDLING DESIGN & MANUFACTURE

CELEBRATING 28 YEARS IN AUSTRALIA



Team Systems can custom design and manufacture to suit your requirements.

Team Systems pride ourselves on our ability to Understand, Design, Engineer and Manufacture solutions for your Material Handling applications.

Team Systems has been manufacturing trolleys and Materials Handling equipment for over twenty five years. In fact we started our life as a manufacturer of Trolleys, Stillages and Shop Fittings back in the early 90's.

You may not know but some of the many Trolleys we have manufactured are involved in the moving of everyday product that pass through your hands every day.

Take for instance, Australia Post Bar Code Sorter Racks. Team Systems in conjunction with Australia Post designed and manufactured the Trolleys that all the standard post goes through.


We designed the first round mobile one piece plastic step with retracting castors in 1998. Known as the "Teamstep". We have since added many models to this range.

We designed the only fold away Fork Lift Work Platform in Australia and a great range of Trolleys and Industrial Ladders.

Not only have we been involved in developing our own products but we have been heavily involved in Designing and Manufacturing products for our customers since our inception.

Call us to arrange a site visit from one of our experienced representatives who will design and engineer a solution for your application.

- SERVICE STATION DISPLAYS
- LAUNDRY & NURSERY TROLLEYS
- SPECIALISED STOCK PICKERS
- MEDICAL & EDUCATIONAL
- CATERING TROLLEYS





# TEAM SYSTEMS HISTORICAL TIMELINE

www.teamsystems.net.au



## DANDENONG - VIC

### CLAREDALE ROAD DANDENONG



Our first location was a small factory at 34 Claredale Road, Dandenong, Victoria.



Team Systems started as a Steel Fabricator/ Manufacturer of Trolleys and Stillages to the manufacturing, food and nursery industry.

## DANDENONG - VIC

### CHELTHENHAM ROAD DANDENONG



With a business model aimed at Corporate Australia Team Systems receives work from large companies including Coca Cola, United Energy, Spotlight Stores and RACV, just to name a few.



1995

## FIRST SHOWROOM



## TEAMSTEP DEVELOPMENT



1998

## ROBOTIC WELDING INTRODUCED



Robotic Welding introduced into the manufacturing process. Major tender won from Australia Post to manufacture Bar Code Sorter Racks.



2000

## MAJOR TENDER WON



In 2000, Team Systems moves to Robotic Welding and also wins a major tender to manufacture Bar Code Sorter Racks for Australia Post.

Branding Expansion

TEAMSTEP

## ACQUISITION NUPLAS PLASTICS



In 2002, Team Systems purchases Nuplas Plastics (Logo) and commences importing products from China mainland and Taiwan Area.



2002

## DIRECT IMPORTING FROM CHINA & TAIWAN AREA COMMENCES



Opportunity arises to begin directly importing specialised products from China mainland & Taiwan Area.



## DANDENONG SOUTH - VIC

### DANDENONG SOUTH SHOWROOM/WAREHOUSE



In October 2004, Team Systems' existing premises is compulsorily acquired by Vic Roads. Team Systems purchases and relocates to its own brand new premises.



2004

## CAMPBELLFIELD - VIC

### CAMPBELLFIELD WAREHOUSE



In 2006, Ray Cieri commences as State Sales Manager and Team Systems opens its first branch located in Campbellfield, Victoria.



2006

Product Range and Area Distribution expands with the opening of the first Campbellfield Warehouse.



1994



Team Systems was formed in 1994 by Shane and Mevice Poulton (Current Owners).

## AMBERLEY CRESCENT DANDENONG



In 1995, Team Systems moved to 35 Amberley Crescent, Dandenong, Victoria.



Shortly after Team Systems found the need to create its own brand of Trolleys 'Teamstar Trolleys.' This helped develop a sustainable business with better cash flow and better margins.

1997

## MILLS ROAD MANUFACTURING



In 1997, Team Systems relocated to a far bigger premises with a Showroom fronting Cheltenham Road in Dandenong and a Manufacturing facility directly behind it in Mills Road, Dandenong, Victoria.





# TEAM SYSTEMS HISTORICAL TIMELINE

www.teamsystems.net.au



## CANNING VALE - WA

CANNING VALE  
SHOWROOM/WAREHOUSE



In 2009, Shane Poulton purchases Ideal Wire in Perth from our long standing distributor Eric Smith. We change the name to Ideal Systems (W.A.) Pty Ltd and relocates to a company owned premises at 211 Bannister Road, Canning Vale, Western Australia.



## CAMPBELLFIELD - VIC

CAMPBELLFIELD  
SHOWROOM/WAREHOUSE



In 2010, Team Systems moves the Campbellfield Branch to larger premises at 1497 Hume Highway, Campbellfield, Victoria.



## YATALA - QUEENSLAND

BRISBANE  
SHOWROOM/WAREHOUSE



In 2011, Team Systems opens the Brisbane branch from a 3PL Warehouse and in 2012 purchases a new building to operate and grow the Queensland market.



BRISBANE BRANCH  
OPERATES FROM  
3PL WAREHOUSE  
DISTRIBUTION



TEAM SYSTEMS WEBSITE  
UPGRADED TO FIT  
BUSINESS DEVELOPMENT



New Website Launch



## CANNING VALE - WA

PERTH SHOWROOM/  
WAREHOUSE



In October 2014, Team Systems purchases Technicaids Pty Ltd. A Perth based Material Handling Company trading since 1969 and amalgamates it with Ideal Systems in Perth, Western Australia.

Branding Expansion



## DANDENONG SOUTH - VIC

NEW DANDENONG SOUTH  
HEAD OFFICE/WAREHOUSE SITE



In November 2014, Shane Poulton purchases a new Industrial Site at Logis Estate Dandenong South Victoria ready for development of our new Head Office and Warehouse with over 2600m<sup>2</sup> of storage space.



## WETHERILL PARK - NSW

NEW SOUTH WALES  
SHOWROOM/WAREHOUSE



In October 2015, Team Systems opens up NSW Sales Office and Warehouse in Wetherill Park bridging a National Distribution Point across Australia.



2010

2012

2014

2009



Branding Evolution



Localised themed marketing campaigns to grow product sales & help promote new warehouse openings.



Branding Evolution



From 2011 to 2014, Team Systems continues to grow its international contacts with various distributorships and agreements throughout China mainland, Indonesia, Thailand and Taiwan Area strengthening its position as a premium Material Handling business. During this period Team Systems completes a number of larger custom made projects with its partners in China delivery new solutions in the logistics industry.



2011

2013



Branding Evolution



TEAM SYSTEMS  
CELEBRATES MILESTONE  
'20 YEARS IN BUSINESS'  
1994 - 2014

20 Years Special Edition



Team Systems provide our pride custom stillage service to the customer. According to individual personalised needs, we design and manufacture the collapsible, stackable and durable stillage.

2015

New Product Range continues to be added to inventory to meet growing market demand.





## DANDENONG SOUTH - VIC

NEW DANDENONG SOUTH  
HEAD OFFICE/WAREHOUSE



In 2016, Team Systems relocates to New Head Office/Warehouse Building in Logis Boulevard, Dandenong South, Victoria.

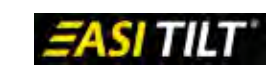
## CAMPBELLFIELD - VIC

NEW CAMPBELLFIELD  
WAREHOUSE



In 2016, Team Systems purchases new building in Campbellfield and relocates existing Campbellfield Showroom to new premises.

ACQUISITION  
AUSTEC/EASITILT TROLLEYS



In 2016 Team Systems purchases AUSTEC Trolleys. Manufacturer of EASITILT Trolleys.



## BRANDING IMAGE

BRANDING IMAGE GETS UNI-  
VERSAL UPGRADE

All brands image get the evaluation.



TeamStar Signature Series is designed to promote our proud feature products.



## NEW ZEALAND

NEW ZEALAND



In 2018, Team Systems expand marketing to New Zealand and establish a New Zealand website for introduction.

ACQUISITION  
JAVA-AUST



In 2018, Team Systems purchases Java-Aust a wholesaler of Road Safety Equipment.

## TRUST BRAND

TRUST BRANDING



Team Systems purchases and upgrades Trustshop.com.au



## BOOST E-COMMERCE

ONLINE BUSINESS IS  
VIGOROUSLY IMPROVED

2020 catalogue published with paper and digital copies.



## WETHERILL PARK - NSW

NEW WETHERILL PARK  
WAREHOUSE



In 2021, Team Systems purchases a new building in Wetherill Park and relocates existing Sydney Operation to new premises.



The new office and warehouse with over 3000m<sup>2</sup> of storage space.

BIGGER STORAGE SPACE MEETS  
BUSINESS EXPANSION NEEDS



Our Australia-wide warehouse and office sites and the new massive product storage space allows Team Systems to repond online orders quickly and efficiently from all over Australia.

# 2016

# 2018


# 2020

# 2022

NEW DIRECTION BEGINS  
NEW LOGO & BRANDING



Complete redesign of Corporate Branding & Company Logo.



The new logo is officially put into business use.



The new logo shapes a more young and modern image for Team Systems.

# 2017

Brand separation in product groups and upgraded logo designs for more impact brand awareness.



Branding Evolution



New Zealand Website Launch

## MONSTAR STEP

Branding Evolution



# 2019



E-commerce Website



Upgraded Team Website




Team Systems introduces a new environment-friendly, fast-charging and high-quality lithium battery product range.

# 2021

During 2020 - 2021, with the high-speed growth of Team Systems business model, the online business introduction website is converted to an e-commerce platform. The e-commerce model allows Team Systems to expand its online marketing and to better maintain its customer network.

To be Continued



Massive warehouse storage to store large amounts of products.

TEAM SYSTEMS PRIVATE BRANDS





# Page 0f Content

11	<b>TROLLEYS &amp; CARTS</b> Industrial Trolley Range For All Industries.
37	<b>CASTORS &amp; WHEELS</b> Castors And Wheels For All Applications.
47	<b>LIFTING &amp; HANDLING EQUIPMENT</b> Lifting & Handling Equipment For Various Applications And Requirements.
81	<b>SAFETY EQUIPMENT</b> Safety Equipment For OH&S And Workplace Standards.
95	<b>LADDERS &amp; ACCESS EQUIPMENT</b> Ladders And Access Equipment For Efficient And Safe Height Access.
111	<b>HOSPITALITY &amp; PLASTIC STORAGE</b> Hospitality & Plastic Storage For Productive Manufacturaing And Storage Of Your Products.



## TROLLEYS & CARTS

TeamStar Trolleys	12-13
Trust Utility Carts	14
Trust Special Purpose Trolleys	15-19
Jumbo Series Trolleys	20-21
Signature Series Trolleys	22
Teamstar Imported Trolleys	23-24
Stainless Steel Medical Trolleys	25-28
Hand Trucks & Stock Trolleys	29-31
Teamstar Dollies	32
Teamstar Skates	33-34
Powered Trolleys & Tables	35-36



## CASTORS & WHEELS

TeamStar Castors	38-42
Wicke Castors	43
Pneumatic Wheels	44-45
Castor Accessories	46



## LIFTING & HANDLING EQUIPMENT

Pallet Trucks	48-49
Scissor Lifts & Tables	50-52
Electric Handling Equipment	52-53
Lifter & Stackers	54-57
Forklift Attachments	57
Conveyor Systems	58-60
Hoisting Equipment	61-65
Round & Flat Slings	66-69
Lifting Accessories	70-73
Load Restraints	74-75
Drum Handling	76-78
Miscellaneous Handling	79-80



## SAFETY EQUIPMENT

Road Safety Equipment	82-83
Safety Bollards	84
Safety Tape	85
Safety & Protection Strips	86
Convex Mirrors	87
Spill Containments Pallet	88
Spill Kits	89
Dangerous Goods Storage	90-91
Matting	92-93
Miscellaneous Safety Equipment	94



## LADDERS & ACCESS EQUIPMENT

Team Steps	96
Monstar Steps	97
Monstar Ladders	97-101
Platform Ladders	102-104
Double Sided Ladders	105
Extension Ladders	106
Order Picking Ladders	107
Mobile Platforms	108
Mezzanine Access & Lifts	109
Work Platforms	110



## HOSPITALITY & PLASTIC STORAGE


Hospitality Containers	112-114
Catering & Kitchenware	115-118
Hospitality & Cleaning Equipment	119-122
Rotomoulded Tubs	123
Bins & Dollies	124-125
Storage Containers	126-127
Stack, Nest & Ventilated Crates	128-133
Buckets & Bulk Bins	134-136
Longspan Shelving & Action Racks	137
Workbenches & Lockers	138-140






### Visit Team Systems Online

On our new web site you can access information on Team updates, latest deals, custom service and handy tips. You'll also find the latest information on all of our products.

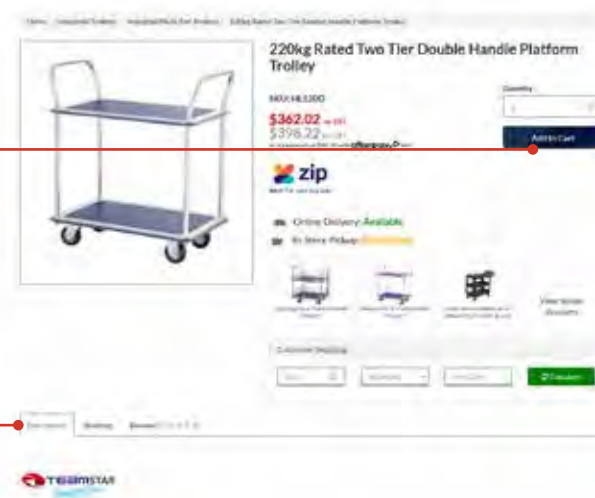


- Register your account and collect your personalised offers.



- Quick links to each category.

- Click and place orders online.



- Technical information of products

## TROLLEYS & CARTS



TeamStar Trolleys.....	12-13
Trust Utility Carts .....	14
Trust Special Purpose Trolleys .....	15-19
Jumbo Series Trolleys .....	20-21
Signature Series Trolleys.....	22
Teamstar Imported Trolleys.....	23-24
Stainless Steel Medical Trolleys .....	25-28
Hand Trucks & Stock Trolleys .....	29-31
Teamstar Dollies.....	32
Teamstar Skates.....	33-34
Powered Trolleys & Tables .....	35-36



TeamStar - The Top Choice in Trolleys

TeamStar Trolleys are a fully welded construction and the Australian design is a winner in the national market.

Various accessories such as clip boards and parts boxes are also available.



TS1A  
Flatbed Trolley  
High Quality Heavy Duty.

Size	Handle Height	Load Capacity	Wheel Diameter
900 x 600mm	945mm	340kg	125mm

Some of the many TEAMSTAR trolley features include:

- 1 Year Frame Warranty
- Durable long-lasting Powder Coated Finish
- Castor Mounting Plates for versatility
- Ability to customise on medium and large size orders
- Standard with 2 Swivel & 2 Rigid Castors



TS1AXL  
Extra Large Flatbed Trolley

Very mobile with 6 Heavy Duty Castors. Australian Design. Optional Accessories include Buffers & Locking Castors.

Size	Handle Height	Load Capacity	Wheel Diameter
1200 x 700mm	1050mm	520kg	160mm

Team Systems pride themselves on never compromising the quality of product, and all trolleys come with unsurpassed features.

All trolleys come standard with castor mounting plates. Castors are bolted to these castor mounting plates to allow for ease of castor replacement, or to allow for changes to castor arrangement. Available in a large range of models with ability to customise on large orders.



TS2T 2 Tub Steel Trolley

340kg Order Picking Trolley without Bracket bar suits two tubs.



TS4B  
4 Tub Steel Trolley

Great for Picking Orders. Two types of crates available - sold separately: IH048 - 16L 457 x 318 x 168mm IH042 - 27L 457 x 318 x 260mm Australian Design.

Size	Handle Height	Load Capacity	Wheel Diameter
990 x 650mm	945mm	340kg	125mm



TSOFT  
Office File Trolley

Great for Picking Orders, Mailing & Files. Basket designed to suit Suspension Files. Fully Powder Coated to suit office environment. Easy to move with four High Quality Swivel Castors.

Size	Handle Height	Load Capacity	Wheel Diameter
650 x 380mm	930mm	220kg	100mm



TS2A  
2 Tier Steel Trolley  
Non-Slip Industrial Mat. Australian Design.

Size	Handle Height	Load Capacity	Wheel Diameter
900 x 600mm	945mm	340kg	125mm



TS3A  
3 Tier Steel Trolley  
High Quality. Australian Design.

Size	Handle Height	Load Capacity	Wheel Diameter
900 x 600mm	945mm	340kg	125mm



TS1B with Heavy Duty Clipboard/Handle version.



TS1B  
Stock Picking Trolley  
Options: Clipboard or Utility Bin. Suits Nally Crate IH060, IH051 & IH078 (Sold Separately). Optional TSOPTH Tray Holder and IH077 Parts Tray are available.

Size	Handle Height	Load Capacity	Wheel Diameter
900 x 420mm	1035mm	220kg	100mm



TS1BD  
Double Tub Stock Picking Trolley  
Australian Made. Suits Nally Crate IH060, IH051 & IH078 (Sold Separately).

Size	Handle Height	Load Capacity	Wheel Diameter
950 x 420mm	1000mm	220kg	125mm



TS1F  
Full Mesh Trolley  
Includes Fold Down Gate. Australian Design.

Size	Handle Height	Load Capacity	Wheel Diameter
900 x 600mm	945mm	340kg	125mm



TS2B  
Half Basket Trolley  
Australian Design.

Size	Handle Height	Load Capacity	Wheel Diameter
900 x 600mm	945mm	340kg	125mm



TSMY with Heavy Duty Clipboard/Handle version.



TSMY  
Stock Picking Trolley  
Suits Nally Crate IH060, IH051 & IH078 (Sold Separately). Optional TSOPTH Tray Holder and IH077 Parts Tray are available.

Size	Handle Height	Load Capacity	Wheel Diameter
900 x 420mm	930mm	220kg	100mm



TROLLEY ACCESSORIES

Team Systems can also supply a number of useful accessories to suit all our trolleys.

TSCLIPBOARD


Optional Clipboard  
Clamps onto all trolleys.  
Powdercoated Silver  
Bull Clip & Pen Rack.

TSOPTH

Optional Parts Tray Holder.

IH077

Optional Parts Tray.





Trust

RT4041  
Bitbar 2 Shelf  
Utility Cart

Innovative design for easily transporting any items.  
V-notch for secure attachment of tubular items.  
User-friendly handles.  
Sturdy structural foam construction won't rust, dent, chip or peel.



Model	Size	Load Capacity	Wheel Diameter
RT4041	1150 x 640 x 987mm	230kg	125mm

Trust

RT4043  
Bitbar 3 Shelf  
Utility Cart

Innovative design for easily transporting any items.  
V-notch for secure attachment of tubular items.  
User-friendly handles.  
Sturdy structural foam construction won't rust, dent, chip or peel.



Model	Size	Load Capacity	Wheel Diameter
RT4043	1150 x 641 x 987mm	230kg	125mm

Trust

RT4061 / RT4062  
U-Boat Trolley

Ideal choice for storing, counting & picking goods.  
Constructed of commercial powder coated steel handle.  
Optional extra shelf available.



Model	Size	Load Capacity	Wheel Diameter
RT4061	1634 x 454 x 1632mm	810kg	125mm
RT4062	1960 x 454 x 1632mm	810kg	125mm

Trust

RT4063 / RT4064  
U-Boat Trolley Shelf

Optional shelf to suit rt4061 & rt4062 trolleys.



Model	Size	Load Capacity	Colour
RT4063	1634 x 454 x 70mm	80kg	Black
RT4064	1960 x 454 x 70mm	80kg	Black

Trust

RT4044  
Bitbar 2 Shelf  
Utility Cart

Innovative design for easily transporting any items.  
V-notch for secure attachment of tubular items.  
User-friendly handles.  
Sturdy structural foam construction won't rust, dent, chip or peel.



Model	Size	Load Capacity	Wheel Diameter
RT4044	978 x 435 x 987mm	230kg	125mm

Trust

RT4045  
Bitbar 2 Flat Shelf  
Utility Cart

Innovative design for easily transporting any items.  
V-notch for secure attachment of tubular items.  
User-friendly handles.  
Sturdy structural foam construction won't rust, dent, chip or peel.



Model	Size	Load Capacity	Wheel Diameter
RT4045	978 x 435 x 968mm	230kg	125mm

Trust

RT4411 / RT4413  
OEASY Platform Trolley

Moulded-in structure adds strength & durability.  
Textured non-skid surface.  
Tiedown notches for securing loads.  
Powder coated steel handle.



Model	Size	Load Capacity	Wheel Type
RT4411	1019 x 610 x 1006mm	450kg	150mm TPR
RT4413	1324 x 610 x 1057mm	900kg	200mm TPR

Trust

RT4412  
OEASY Platform Trolley

Moulded-in structure adds strength & durability.  
Textured non-skid surface.  
Tiedown notches for securing loads.  
Powder coated steel handle.



Model	Size	Load Capacity	Wheel Type
RT4412	1019 x 610 x 1006mm	900kg	150mm PP

Trust

RT4046  
Bitbar 3 Shelf  
Utility Cart

Innovative design for easily transporting any items.  
V-notch for secure attachment of tubular items.  
User-friendly handles.  
Sturdy structural foam construction won't rust, dent, chip or peel.



Model	Size	Load Capacity	Wheel Diameter
RT4046	978 x 435 x 987mm	230kg	125mm

Trust

RT4047  
Bitbar 3 Flat Shelf  
Utility Cart

Innovative design for easily transporting any items.  
V-notch for secure attachment of tubular items.  
User-friendly handles.  
Sturdy structural foam construction won't rust, dent, chip or peel.



Model	Size	Load Capacity	Wheel Diameter
RT4047	978 x 435 x 968mm	230kg	125mm

Trust

RT4414  
OEASY Platform Trolley

Moulded-in structure adds strength & durability.  
Textured non-skid surface.  
Tiedown notches for securing loads.  
Powder coated steel handle.  
Pneumatic castors.



Model	Size	Load Capacity	Wheel Diameter
RT4414	1324 x 610 x 1070mm	540kg	200mm Pneumatic

Trust

RT4482  
Utility Trolley

Three-position handle lets users push, pull or fold flat for use as a dolly.  
Efficiently transports large bulky loads, and then folds flat for easy storage.  
Castors are non-marking.



Model	Size	Load Capacity	Wheel Diameter
RT4482	826 x 521mm	230kg	125mm



Trust

RT4416  
OEASY  
Platform Trolley

Moulded-in Structure adds Strength & Durability.  
Textured Non-Skid Surface.  
Tiedown Notches for Securing Loads.  
Powder Coated Steel Handle.



Model	Size	Load Capacity	Wheel Diameter
RT4416	1629 x 762 x 1057mm	900kg	200mm

Trust

RT4421  
OEASY A Frame  
Panel Trolley

Designed for transporting large, bulky panel-like items.  
i.e. Doors, Wood, Wardrobes, etc.  
High-Side Inclined Frame & Side Rail holds load firmly in place during transit.  
Moulded-in Structure adds Strength & Durability.  
Textured Non-Skid Surface.  
Tiedown Notches for Securing Loads.  
Powder Coated Steel Handle.



Model	Size	Load Capacity	Wheel Diameter
RT4421	984 x 610 x 1092mm	900kg	150mm

Trust

RT4710 / RT4711  
Laundry & Waste Cart

For Waste Collection, Material Handling & Laundry Handling.  
Fits through Standard Doorways and into elevators easily  
Metal Frame & Industrial Strength Structural Foam Construction.



Model	Size	Load Capacity	Cubic Capacity
RT4710	1160 x 720 x 760mm	135kg	0.2m³
RT4711	1145 x 750 x 880mm	180kg	0.3m³

Trust

RT5011  
Cleaning Cart

Ideal for Transporting Cleaning Tools & Collecting Trash.  
Non-Marking Castors.  
Tool Storage Hooks.  
Complete Integrated System.  
Optional RT6978 Polyliner with Side Bag to suit RT5011 also available.



Model	Description	Size
RT5011	Cleaning Trolley	1168 x 552 x 975mm

Trust

RT4422  
OEASY A Frame  
Panel Trolley

Designed for transporting large, bulky panel-like items.  
i.e. Doors, Wood, Wardrobes, etc.  
High-Side Inclined Frame & Side Rail holds load firmly in place during transit.  
Moulded-in Structure adds Strength & Durability.  
Textured Non-Skid Surface.  
Tiedown Notches for Securing Loads.  
Powder Coated Steel Handle.



Model	Size	Load Capacity	Wheel Diameter
RT4422	1289 x 610 x 1140mm	900kg	200mm

Trust

RT4432  
OEASY Sheet &  
Panel Trolley

Designed for transporting large, bulky panel-like items.  
i.e. Doors, Wood, Wardrobes, etc.  
High-Side Inclined Frame & Side Rail holds load firmly in place during transit.  
Moulded-in Structure adds Strength & Durability.  
Textured Non-Skid Surface.  
Tiedown Notches for Securing Loads.  
Powder Coated Steel Handle.



Model	Size	Load Capacity	Wheel Diameter
RT4432	1289 x 610 x 1140mm	900kg	200mm

Trust

RT5014  
Cleaning Cart  
Storage Cover

Optional Storage Cover to suit RT5011 Trolleys.  
Assists with containing odours.



Model	Size	Load Capacity	Colour
RT5014	468 x 323 x 44mm	N/A	Black

Trust

RT5015  
Cleaning Cart Lockable  
Top Cover

Lockable Top Cover  
Optional Lockable Top Cover to suit RT5011 Trolleys.  
Ideal for safe management of Detergents & Chemicals.



Model	Size	Load Capacity	Colour
RT5015	465 x 350 x 410mm	N/A	Black

Trust

RT4463 / RT4465  
OEASY Panel  
Platform Trolley

Platform Trolley  
Designed to carry Small Parcels & Objects.  
Powder Coated Steel Fence around trolley to protect objects during transportation.  
Powder Coated Steel Handle.  
Two Directional Castors & Two Universal Castors for easy manoeuvrability.



Model	Size	Load Capacity	Wheel Diameter
RT4463	1422 x 610 x 1048mm	900kg	200mm
RT4465	1730 x 762 x 1048mm	900kg	200mm

Trust

RT4612  
Laundry & Waste Tilt Cart

Rotomoulded, Industrial Grade Construction.  
Angled Front End Design assists with emptying.  
Inset Wheels prevent damage to walls etc.  
Non-marking Wheels. Easy to manoeuvre.



Model	Size	Load Capacity	Colour
RT4612	1457 x 683 x 861mm	380kg	Black

Trust

RT6971 / RT6978  
Polyliner Side Bag

Optional RT6978 Polyliner with Side Bag and Zipped bag to suit RT5011.



Model	Description	Size
RT6971	Zippered Trash Bag	438 x 267 x 775mm
RT6978	Polyliner with Side Bag	438 x 267 x 775mm

Trust

RT5021  
House Keeping Cart

Complete integrated system.  
Adjustable shelves to maximise storage options.  
Built-in hook to hang various tools & bags.  
User-friendly handles for comfort & grip.



Model	Size	Load Capacity	Wheel Diameter
RT5021	1524 x 559 x 1270mm	N/A	200mm



Trust

RT5022  
House Keeping Cart  
with Doors

Complete integrated system.  
Adjustable shelves to  
maximise storage options.  
Built-in hook to hang various  
tools & bags.  
User-friendly handles for  
comfort & grip.



Model	Size	Load Capacity	Wheel Diameter
RT5022	1524 x 559 x 1270mm	N/A	200mm

Trust

RT5023  
House Keeping Cart  
with Doors & Hood

Complete integrated system.  
Adjustable shelves to  
maximise storage options.  
Built-in hook to hang various  
tools & bags.  
User-friendly handles for  
comfort & grip.



Model	Size	Load Capacity	Wheel Diameter
RT5023	1524 x 559 x 1710mm	N/A	200mm

Trust

RT4010 / RT4020  
Hi5 2 Shelf Utility Cart

Double handles.  
Plastic moulded shelves.  
Non-marking swivel castors.  
Aluminium uprights.  
Non-skid textured surface.



Model	Size	Load Capacity	Wheel Diameter
RT4010	854 x 473 x 960mm	130kg	100mm
RT4020	1032 x 508 x 960mm	135kg	100mm

Trust

RT4011 / RT4021  
Hi5 3 Shelf Utility Cart

Double handles.  
Plastic moulded shelves.  
Non-marking swivel castors.  
Aluminium uprights.  
Non-skid textured surface.



Model	Size	Load Capacity	Wheel Diameter
RT4011	854 x 473 x 960mm	130kg	100mm
RT4021	1032 x 508 x 960mm	135kg	100mm

Trust

RT5031  
House Keeping Cart

Complete integrated system.  
Adjustable shelves to maximise  
storage options.  
Built-in hook to hang various  
tools & bags  
User-friendly handles for  
comfort & grip.  
Full size cabinet for exceptional  
storage space.



Model	Size	Load Capacity	Wheel Diameter
RT5031	1240 x 559 x 1230mm	N/A	200mm

Trust

RT5051  
House Keeping Cart

Complete integrated system.  
Adjustable shelves to maximise  
storage options.  
Built-in hook to hang various  
tools & bags  
User-friendly handles for  
comfort & grip.



Model	Size	Load Capacity	Wheel Diameter
RT5051	1024 x 510 x 1090mm	N/A	180mm

Trust

RT4013  
Hi5 3 Shelf Utility Cart  
with Lockable Door &  
Sliding Drawer

Double handles.  
Plastic moulded shelves.  
Non-marking swivel castors.  
Aluminium uprights.  
Non-skid textured surface.



Model	Size	Load Capacity	Colour
RT4013	854 x 473 x 960mm	90kg	Black

Trust

RT4023  
Hi5 3 Shelf Utility Cart  
with 3 Panels

Double handles.  
Plastic moulded shelves.  
Non-marking swivel castors.  
Aluminium uprights.  
Non-skid textured surface.



Model	Size	Load Capacity	Colour
RT4023	1032 x 508 x 960mm	135kg	Black

Trust

RT5041 / RT5042  
X-Type Linen Cart

For the collection of all  
kinds of linen.  
Durable, lightweight &  
easy to control.  
High quality vinyl bag with  
side straps.  
Easily folds for storage.



Model	Size	Load Capacity	Colour
RT5041	705 x 635 x 876mm	170L	Brown
RT5042	940 x 660 x 1010mm	340L	Brown

Trust

RT5043 / RT5044  
X-Type Linen Cart  
Replacement Bags

Vinyl replacement bags to  
suit RT5041 & RT5042



Model	Size	Load Capacity	Colour
RT5043	655 x 585 x 675mm	170L	Grey
RT5044	840 x 585 x 860mm	340L	Grey

Trust

RT4026  
Hi5 4 Shelf Utility Cart

Double handles.  
Plastic moulded shelves.  
Non-marking swivel castors.  
Aluminium uprights.  
Non-skid textured surface.



Model	Size	Load Capacity	Colour
RT4026	1032 x 508 x 1295mm	135kg	Black

Trust

RT4031 / RT4032  
Bitbar Mobile Work  
Centers

Sturdy structural foam  
construction won't rust, dent,  
chip or peel.  
Moulded-in storage  
compartments and cup holder  
are available for storage for  
small items and tools.  
Non-skid textured surface.



Model	Size	Capacity	Description
RT4031	1245 x 670 x 972mm	340kg	4-Drawer and Cabinet
RT4032	1245 x 670 x 972mm	340kg	2-Door Cabinet




The highest quality imported trolleys. Non-marking PU wheels with precision bearings. 1000mm handle height to suit Australian market. Yellow protectors on all folding handles.





PEDAL BRAKE OPTION  
HB MODEL ONLY



HL110/ HB210/ HB211  
**Steel Single Deck Trolley**  
Fixed Handles and Pedal Brake Option available.

Model	Size	Handle Height	Load Capacity	Wheel Dia.
HL110	745 x 485mm	1000mm	220kg	100mm
HB210	920 x 620mm	1000mm	370kg	125mm
HB211	920 x 620mm	1000mm Fixed Handle	370kg	125mm





PEDAL BRAKE OPTION  
HB MODEL ONLY



HL120D/ HB220D  
**Steel Double Deck Trolley**  
Double Handles.  
Pedal Brake Option available.

Model	Size	Handle Height	Load Capacity	Wheel Diameter
HL120D	785 x 485mm	1000mm	220kg	100mm
HB220D	965 x 615mm	1000mm	370kg	125mm





PEDAL BRAKE OPTION  
HB MODEL ONLY



HL130D/ HB230D  
**Steel Triple Deck Trolley**  
Double Handles.  
Pedal Brake Option available.

Model	Size	Handle Height	Load Capacity	Wheel Diameter
HL130D	785 x 485mm	1000mm	220kg	100mm
HB230D	965 x 615mm	1000mm	370kg	125mm





HG511  
**Steel Single Deck Trolley**  
Single Fixed Handle.

Model	Size	Handle Height	Load Capacity	Wheel Diameter
HG511	1170 x 765mm	1000mm	650kg	200mm





HL120M/ HB220M  
**Steel Double Deck Trolley**  
Double Fixed Handles.  
Zinc Plated Mesh Panels.

Model	Size	Handle Height	Load Capacity	Wheel Diameter
HL120M	820 x 480mm	1010mm	220kg	100mm
HB220M	985 x 610mm	1010mm	370kg	125mm





HB213/ HG313  
**Steel Full Mesh Trolley**  
Double Fixed Handles.  
Zinc Plated Mesh Panels.

Model	Size	Handle Height	Load Capacity	Wheel Diameter
HB213	970 x 615mm	1005mm	370kg	125mm
HG313	1225 x 760mm	1010mm	500kg	150mm





GP210  
**Plastic Single Deck Trolley**  
Industrial Flatbed Trolley with Industrial Grade Heavy Duty Plastic Bed.  
Folding Steel Handle for ease of storage & transportation.  
Low Noise Castors for office environment.

Model	Size	Handle Height	Load Capacity	Wheel Diameter
GP210	830 x 505mm	1000mm	250kg	125mm





ST16009F/ ST17011F  
**Stainless Steel Flatbed Trolley**  
4 Castor Wheels.  
Single Folding Handle.

Model	Size	Handle Height	Load Capacity	Wheel Diameter
ST16009F	900 x 600mm	920mm	350kg	100mm
ST17011F	1100 x 700mm	920mm	500kg	200mm





TS26004  
**Double Deck Tray Trolley**  
Grade 304 Stainless Steel.  
Reversible Stainless Steel Trays.

Model	Size	Handle Height	Load Capacity	Wheel Diameter
TS26004	740 x 400mm	910mm	200kg	100mm





TS36004  
**Triple Deck Tray Trolley**  
Grade 304 Stainless Steel.  
Reversible Stainless Steel Trays.

Model	Size	Handle Height	Load Capacity	Wheel Diameter
TS36004	740 x 400mm	910mm	200kg	100mm





AVAILABLE OPTION  
XCARTCRT Crate Extra  
Collapsible Basket to suit X-Cart Folding Trolley.

XCART  
**Collapsible Trolley**  
Ideal for use in workplaces, schools, home & office.  
Top Platform folds back to allow for larger items.  
Includes one Collapsible Crate/Basket which locks into either top or bottom platform.  
Features a Robust Foot Pedal Brake.

Box Height	Tray Capacity	Weight	Dimensions
260mm	25kg upper/50kg lower	8.4kg	1000 x 600 x 1070mm





CLAXMOBILE  
**Collapsible Trolley**  
The Clever Folding Cart.  
Can be collapsed quickly and easily at the push of a button.  
2 large load platforms for folding plastic boxes or beverage containers.  
Useful features include: a block brake, holding device for boxes, upward folding load platform.

Box Height	Tray Capacity	Weight	Dimensions
270mm	20kg upper/40kg lower	7kg	890 x 550 x 1030mm



HS808V / HS808U  
Utility Bin/Waste Bin

Model	Capacity	Dimensions
HS808V	25 Litres	550 x 390 x 180mm
HS808U	23 Litres	350 x 240 x 470mm



NOTE: Picture for illustrative purposes only. Trolley not included

HS808US  
Utility Bin/Cutlery Bin

Model	Capacity	Dimensions
HS808US	8 Litres	350 x 240 x 200mm



SW078  
Heavy Duty  
Platform Trolley

Large deck with removable handle.  
Also available in double handle.  
Powder coated finish.  
960mm handle height.

Deck Size	Load Capacity	Castors
1372 x 685mm	560kg	125 x 35mm Blue Rubber



TSQ25B  
2 Tier  
Lipped Trolley  
Fully imported.

Size	Handle Height	Load Capacity	Wheel Diameter
1000 x 700mm	980mm	250kg	125mm



HS922  
Double Deck Tool Trolley  
with Twin Drawers

Double handles.  
Twin drawers with ball bearing  
sliders & quick-return system.  
2 Brake & 2 swivel castors.

Model	Size	Handle Height	Load Capacity	Wheel Diameter
HS922	850 x 480mm	950mm	250kg	100mm



HS931H  
Triple Deck Tool Trolley  
with Drawers

Single handle.  
Single drawer with ball bearing  
sliders & quick-return system.  
2 Brake & 2 swivel castors.

Model	Size	Handle Height	Load Capacity	Wheel Diameter
HS931H	850 x 480mm	1000mm	250kg	100mm



TSS11  
Small Folding  
Flatbed Trolley

Quick release handle.  
Folds for easy storage.  
1000mm handle height to  
suit Australian market.

Size	Handle Height	Load Capacity	Wheel Diameter
740 x 480mm	1000mm	150kg	100mm



TSL11  
Large Folding  
Flatbed Trolley

Quick release handle.  
Folds for easy storage.  
1000mm handle height to  
suit Australian market.

Size	Handle Height	Load Capacity	Wheel Diameter
890 x 600mm	1000mm	250kg	125mm



HS931B  
Triple Deck Utility  
Service Cart with Tool  
Board & Drawer

Single handle.  
Single drawer with ball bearing  
sliders & quick-return system.  
Side can holder & side tray.  
2 Brake & 2 swivel castors.

NOTE: Tools not included

Model	Size	Handle Height	Load Capacity	Wheel Diameter
HS931B	850 x 480mm	1000mm	250kg	100mm



GT3545 / GT3545P  
Steel Trash Bag Wagon  
4 Castor wheels.  
Pedal option available on model.

Model	Size	Handle Height	Load Capacity	Wheel Diameter
GT3545	450 x 405mm	875mm	60kg	40mm
GT3545P	450 x 405mm	875mm	60kg	40mm



TSXL12  
Pressed Metal Trolley

Huge deck area.

Size	Handle Height	Load Capacity	Wheel Diameter
1160 x 760mm	1000mm	300kg	160mm



AVAILABLE OPTION  
TSUPFT-COVER  
Rain Cover suit File Trolley



TSUPFT  
Upright File Trolley

Chrome plated upright file  
trolley with 2 fold up shelves.  
Optional rain cover available.  
3 Tier shelf.  
Australian made.

Model	Load Capacity	Dimensions
TSUPFT	120kg	500 x 465 x 1100mm





HTS500S / HTS600S  
**Single Deck 6 Wheel Trolley**

Galvanised Finish.  
Rust Proof.  
Ideal for use in Coolrooms & Refrigerated Areas.  
Supermarkets - Greengrocers.



Model	Deck Type	Load Capacity	Dimensions
HTS500S	Single	450kg	990 x 460 x 950mm
HTS600S	Single	450kg	1140 x 565 x 950mm



HTS500D / HTS600D  
**Twin Deck 6 Wheel Trolley**

Galvanised Finish.  
Rust Proof.  
Ideal for use in Coolrooms & Refrigerated Areas.  
Supermarkets - Greengrocers.



Model	Deck Type	Load Capacity	Dimensions
HTS500D	Double	225kg per Deck	990 x 460 x 950mm
HTS600D	Double	220kg per Deck	1140 x 565 x 950mm



HTD800S2  
**6 Wheel Furniture & Bulky Items Trolley**

Long Rail Handle either side to contain long & bulky items.  
Galvanised Finish.  
Rust Proof.  
Ideal for use in Coolrooms & Refrigerated Areas.  
Also suitable for Removalists & Furniture Stores.



Model	Deck Type	Load Capacity	Dimensions
HTD800S2	Single	450kg	1140 x 800 x 950mm



GT600S  
**Tubular Deck Trolley**

Galvanised Finish.  
Suitable for Supermarket & Warehouse use.



Model	Dimensions
GT600S	1200 x 600 x 950mm



HBEW5  
**2 Tier Nesting Platform Trolley**

Zinc Plated.  
Foldable Top Shelf to allow transportation of greater range of products.



Bottom Deck Size	Top Deck Size	Load Capacity	Wheel Dia.
800 x 400mm	760 x 430mm	200kg	125mm



HBEW2  
**2 Tier Basket Nesting Platform Trolley**

Zinc Plated.  
Foldable Top Shelf to allow transportation of greater range of products.



Deck Size	Basket Size	Load Capacity	Wheel Dia.
990 x 470mm	630 x 400mm	200kg	125mm

MDSST00  
**Medical Trolley with Rails**

Grade 304 stainless steel.  
German ball-bearing drawer runners.  
Top and bottom rails on three sides.  
Ideal for use in Clinics & Hospitals Medical Areas.



Model	Deck Size	Castor Diameter
MDSST00	500 x 500 x 900mm	95mm

MDSSTD00  
**Medical Trolley with Rails**

Grade 304 stainless steel.  
German ball-bearing drawer runners.  
Top and bottom rails on three sides.  
Ideal for use in Clinics & Hospitals Medical Areas.



Model	Deck Size	Castor Diameter
MDSSTD00	800 x 500 x 900mm	95mm

MDSSTD01  
**Medical Trolley with Rails & Drawer**

Grade 304 stainless steel.  
Soft closing magnetic drawer.  
German ball-bearing drawer runners.  
Top and bottom rails on three sides.  
Ideal for use in Clinics & Hospitals Medical Areas.



Model	Deck Size	Castor Diameter
MDSSTD01	800 x 500 x 900mm	95mm

MDSSTD04  
**Medical Trolley with Rails & Drawers**

Grade 304 stainless steel.  
Soft closing magnetic drawer.  
German ball-bearing drawer runners.  
Top and bottom rails on three sides.  
Ideal for use in Clinics & Hospitals Medical Areas.



Model	Deck Size	Castor Diameter
MDSSTD04	800 x 500 x 900mm	95mm

MDSSTD22  
**Medical Trolley with Rails & Drawers**

Grade 304 stainless steel.  
Soft closing magnetic drawer.  
German ball-bearing drawer runners.  
Top and bottom rails on three sides.  
Ideal for use in Clinics & Hospitals Medical Areas.



Model	Deck Size	Castor Diameter
MDSSTD22	800 x 500 x 900mm	95mm

MDSSTNR50  
**Medical Trolley**

Grade 304 stainless steel.  
German ball-bearing drawer runners.  
Ideal for use in Clinics & Hospitals Medical Areas.



Model	Deck Size	Castor Diameter
MDSSTNR50	500 x 500 x 900mm	95mm

MDSSTNR60  
Medical Trolley  
Grade 304 stainless steel.  
Ideal for use in Clinics & Hospitals  
Medical Areas.



Model	Deck Size	Castor Diameter
MDSSTNR60	600 x 500 x 900mm	95mm

MDSSTNR80  
Medical Trolley  
Grade 304 stainless steel.  
Ideal for use in Clinics & Hospitals  
Medical Areas.



Model	Deck Size	Castor Diameter
MDSSTNR80	800 x 500 x 900mm	95mm

MDSST01  
Medical Trolley  
with Rails & 1 Drawer  
Grade 304 stainless steel.  
One lockable drawer, Bottom shelf,  
Double safety folds.  
German ball-bearing drawer runners.  
Top and bottom rails on three sides.  
Soft closing magnetic drawer.  
Ideal for use in Clinics & Hospitals  
Medical Areas.



Model	Drawer	Deck Size	Castor Diameter
MDSST01	125mm Deep	500 x 500 x 900mm	95mm

MDSST01LK  
Medical Trolley  
with Rails & 1 Drawer  
Grade 304 stainless steel.  
One lockable drawer, Bottom shelf,  
Double safety folds.  
German ball-bearing drawer runners.  
Top and bottom rails on three sides.  
Soft closing magnetic drawer.  
Ideal for use in Clinics & Hospitals  
Medical Areas.



Model	Drawer	Deck Size	Castor Diameter
MDSST01LK	125mm Deep	500 x 500 x 900mm	95mm

MDSST02  
Medical Trolley  
with Rails & 2 Drawers  
Grade 304 stainless steel.  
German ball-bearing drawer runners.  
Top and bottom rails on three sides.  
Soft closing magnetic drawer.  
Ideal for use in Clinics & Hospitals  
Medical Areas.



Model	Drawer	Deck Size	Castor Diameter
MDSST02	125mm Deep	500 x 500 x 900mm	95mm

MDSST02LK  
Medical Trolley  
with Rails & 3 Drawers  
Grade 304 stainless steel.  
Top lockable drawer, Bottom shelf,  
Double safety folds.  
German ball-bearing drawer runners.  
Top and bottom rails on three sides.  
Soft closing magnetic drawer.  
Ideal for use in Clinics & Hospitals  
Medical Areas.



Model	Drawer	Deck Size	Castor Diameter
MDSST02LK	125mm Deep	500 x 500 x 900mm	95mm

MDSST03  
Medical Trolley  
with Rails & 3 Drawers  
Grade 304 stainless steel.German  
ball-bearing drawer runners.  
Top and bottom rails on three sides.  
Soft closing magnetic drawer.  
Ideal for use in Clinics & Hospitals  
Medical Areas.



Model	Drawer	Deck Size	Castor Diameter
MDSST03	125mm Deep	500 x 500 x 900mm	95mm

MDSST03LK  
Medical Trolley  
with Rails & 3 Drawers  
Grade 304 stainless steel.  
Top lockable drawer, Bottom shelf,  
Double safety folds.  
German ball-bearing drawer runners.  
Top and bottom rails on three sides.  
Soft closing magnetic drawer.  
Ideal for use in Clinics & Hospitals  
Medical Areas.



Model	Drawer	Deck Size	Castor Diameter
MDSST03LK	125mm Deep	500 x 500 x 900mm	95mm

MDSST04  
Medical Trolley  
with Rails & 4 Drawers  
Grade 304 stainless steel.  
German ball-bearing drawer runners.  
Top rails on three sides.  
Soft closing magnetic drawer.  
Ideal for use in Clinics & Hospitals  
Medical Areas.



Model	Drawer	Deck Size	Castor Diameter
MDSST04	125mm Deep	500 x 500 x 900mm	95mm

MDSST04LK  
Medical Trolley  
with Rails & 4 Drawers  
Grade 304 stainless steel.  
Top lockable drawer.  
German ball-bearing drawer runners.  
Top rails on three sides.  
Soft closing magnetic drawer.  
Ideal for use in Clinics & Hospitals  
Medical Areas.



Model	Drawer	Deck Size	Castor Diameter
MDSST04LK	125mm Deep	500 x 500 x 900mm	95mm

MDSLTL  
Single Linen Skip  
Grade 304 stainless steel.  
Outstanding finish.  
Smooth welding stainless steel  
throughout.  
Foot operated acrylic lid and lockable  
castors for safety.  
Ideal for use in Clinics & Hospitals  
Medical Areas.



Model	Deck Size	Castor Diameter
MDSLTL	400 x 560 x 850mm	80mm

MDSLTL  
Single Linen Skip  
with Foot Operated Lid  
Grade 304 stainless steel.  
Outstanding finish.  
Smooth welding stainless steel  
throughout.  
Foot operated acrylic lid and lockable  
castors for safety.  
Ideal for use in Clinics & Hospitals  
Medical Areas.



Model	Deck Size	Castor Diameter
MDSLTL	400 x 560 x 850mm	80mm



**MDDLT**  
**Double Linen Skip**  
Grade 304 stainless steel.  
Outstanding finish.  
Smooth welding stainless steel throughout.  
Ideal for use in Clinics & Hospitals Medical Areas.



Model	Deck Size	Castor Diameter
MDDLT	400 x 560 x 850mm	80mm

**MDDLTL**  
**Double Linen Skip with Foot Operated Lid**

Grade 304 stainless steel.  
Outstanding finish.  
Smooth welding stainless steel throughout.  
Foot operated acrylic lid and lockable castors for safety.  
Ideal for use in Clinics & Hospitals Medical Areas.



Model	Deck Size	Castor Diameter
MDDLTL	400 x 560 x 850mm	80mm

**MDDTLT**  
**Triple Linen Skip**  
Grade 304 stainless steel.  
Outstanding finish.  
Smooth welding stainless steel throughout.  
Ideal for use in Clinics & Hospitals Medical Areas.



Model	Deck Size	Castor Diameter
MDTLT	400 x 560 x 850mm	80mm

**MDMIT**  
**Mayo Medical Instrument Table with 3 Leg**

Grade 304 stainless steel.  
Height-adjustable telescopic.  
65mm lockable castors.  
Ideal for use in Clinics & Hospitals Medical Areas.



Model	Tray Size	Height	Castor Diameter
MDMIT	600 x 400 x 20mm	850 - 1400mm	65mm



**SYHTC101 / SYHTC102**  
**Convertible Hand Trolley**  
250mm Pneumatic Tyres.  
Load Capacity: 250kg - Platform Mode;  
200kg - Handtruck Mode.  
Dual Purpose Handtruck easily converts from an upright Handtruck to a flatbed platform trolley in seconds.



Model	Platform Size	Overall Size	Wheel Diameter
SYHTC101	305 x 900mm	520 x 1190 x 1030mm	250mm
SYHTC102	305 x 1300mm	520 x 1450 x 1150mm	250mm



**CAT300**  
**Convert-A Hand Trolley**

Unique 2 in 1 trolley.  
Capacity: 300kg (flatbed)-150kg(hand Truck).



Hand Truck Size	Flat Deck Size	Load Capacity	Wheel Dia.
420 x 650mm	420 x 1200mm	300kg/150kg	250mm/125mm



**TSHT12**  
**General Duty Trolley**

1.6mm Tubular Frame.  
4mm Base Plate.  
Solid Axles.  
High Quality Rubber Wheels.



Toe Plate	Handle Height	Load Capacity	Wheel Dia.
355 x 230mm	1230mm	180kg	250mm



**TSHTMP**  
**Multi Purpose Trolley**

Puncture Proof Wheels.  
Suits 200 Litre (44 Gallon) Drums.



Toe Plate	Handle Height	Load Capacity	Wheel Diameter
455 x 195mm	1235mm	200kg	250mm




**AVAILABLE OPTION**  
**11-1003-B SAFETY STRAP**  
Suits TeamStar Appliance Trolleys.



**TSHT4A / TSHT5A**  
**Appliance Trolley**

Puncture Proof Wheels.  
1 Year Frame Warranty.



Model	Toe Plate	Handle Height	Load Capacity	Wheel Diameter
TSHT4A	455 x 185mm	1235mm	220kg	150mm
TSHT5A	455 x 185mm	1540mm	220kg	150mm



**TSHTPH P Handle Trolley**  
P Handle Model Trolley  
Also Available



**TSHT3A**  
**All Purpose Trolley**

1.6mm Tubular Frame.  
4mm Base Plate.  
Solid Axles.



Toe Plate	Handle Height	Load Capacity	Wheel Dia.
430 x 250mm	1255mm	200kg	250mm



**Lean Back Design Allows Stacked Trolley To Stand Upright On Its Own.**



**TSHTSB**  
**Carton Trolley**

Puncture Proof Wheels.  
Easy Lean Back Design.  
Great for heavy cartons stacked to the top.



Toe Plate	Handle Height	Load Capacity	Wheel Diameter
510 x 250mm	1330mm	200kg	250mm



**AVAILABLE OPTION**  
**11-1003-B SAFETY STRAP**  
Suits TeamStar Appliance Trolleys.



**TSHT4P / TSHT5P**  
**Appliance Trolley**

Puncture Proof Wheels.  
1 Year Frame Warranty.



Model	Toe Plate	Handle Height	Load Capacity	Wheel Dia.
TSHT4P	455 x 185mm	1235mm	200kg	250mm
TSHT5P	455 x 185mm	1540mm	200kg	250mm



**TP450 TOE-TO-TOE**  
Optional Extra. 450 x 450mm.  
Extends the base of your trolley to give you a larger surface area carry plate.  
Suit to SF300, DL1600C and TH300 Handtrucks.



**SF300**  
**BOX 'N' BAG Industrial Trolley**  
Powder coated structural steel.  
1290 x 370mm frame size with multi grip Loop Handle.  
The load support system provides full height, flat surface RHS frame for secure support of double box stacks.  
Suitable for heavy loads of boxed & bagged products.

Load Capacity	Base Plate	Wheel Diameter	Weight
300kg	430 x 240 x 9mm	260mm	22kg



**TP450 TOE-TO-TOE**  
Optional Extra. 450 x 450mm.  
Extends the base of your trolley to give you a larger surface area carry plate.  
Suit to SF300, DL1600C and TH300 Handtrucks.



**TH300**  
**ALL ROUNDER Industrial Trolley**  
Powder coated structural steel.  
Ergonomic hand grips.  
1400 x 370mm frame size.  
Suitable as a multi purpose Trolley.  
Excellent for heavy drums, barrels, tubs, gas cylinders, garden ornaments, car & truck parts, paint cans, appliances & large boxed goods.

Load Capacity	Base Plate	Wheel Diameter	Weight
300kg	430 x 240 x 9mm	260mm	20kg



**TP450 TOE-TO-TOE**  
Optional Extra. 450 x 450mm.  
Extends the base of your trolley to give you a larger surface area carry plate.  
Suit to SF300, DL1600C and TH300 Handtrucks.



**DL1600C**  
**SUPER MOVER Industrial Trolley**  
Powder coated structural steel.  
Two hand grip levels, 1560 x 430mm frame size.  
Flat load support system ratchet strap can be fitted.  
Tall & strong trolley suitable for safely moving big fridges, freezers, ATM machines, game machines, stacks of tyres, large hot water cylinders, heavy gas cylinders & furniture.

Load Capacity	Base Plate	Wheel Diameter	Weight
300kg	430 x 240 x 9mm	320mm	28kg



**RUXXAC / RUXXACXL**  
**Business Folding Trolley**  
Aluminium Construction.  
Made in Europe.

Model	Folded Height	Width	Platform (W x L)	Load Capacity
RUXXAC	685mm	490mm	490 x 250mm	125kg
RUXXACXL	735mm	490mm	490 x 410mm	125kg



**SW078BG**  
**Heavy Duty Platform Trolley**  
Large deck with removable vertical supports.  
Powder coated finish.  
960mm handle height.

Deck Size	Load Capacity	Castors
1372 x 685mm	560kg	125 x 35mm Blue Rubber



**TPR500**  
**Sheet Panel Cart**  
Suitable to carry timber, plaster, doors etc.

Deck Size	Load Capacity	Castors
1200 x 580 x 1180mm	500kg	150mm



**TSCST**  
**CHAIR 'STACKER' Trolley**  
Solid Steel Construction.  
Ergonomic & Stable.  
Safe Handling of Stacker Chairs.  
Fits most Chair Types.  
Australian Made.

Model	Load Capacity	Dimensions
TSCST	100kg	330 x 450mm (1st Level)



**4ZJ28**  
**Heavy Duty Panel Cart**  
Sturdy solid base.  
Removable vertical supports.

Deck Size	Load Capacity	Castors
915 x 750mm	1800kg	125 x 50mm Polyurethane



**TSD44**  
**Drum Dolly**  
To suit 205 Litre/44 Gallon Drum.  
200kg Capacity.  
614mm Diameter.  
Smooth Rolling and Strong, Durable Construction.  
80mm Diameter Heavy Duty Castors.

Model	Castors	Load Capacity	Dimensions
TSD44	80mm	205L	614mm Diameter





SUITS IH323  
Bread Crate



**TSPD323  
Plastic Dolly**  
Australian Made.  
Standard colour Blue.  
Food Grade Plastic.  
Other colours available POA.

Model	Wheels	Load Capacity	Dimensions
RM80DY	100mm	140kg	620 x 710mm



SUITS IH066  
Fish Crate



**RM74DY  
Plastic Dolly**  
Australian Made.  
Standard colour Blue.  
Food Grade Plastic.  
Other colours available POA.

Model	Wheels	Load Capacity	Dimensions
RM74DY	100mm	140kg	710 x 450mm



**TSRT-DOLLIE  
Dolly to Suit TSRT Tub**  
TSRT - Rotomoulded Tub  
TSRT-DOLLIE - Dolly  
Suitable for Laundry, Stock  
Handling & Waste.

Capacity	Internal Dimensions
400 Litres	1130 x 600 x 600mm



**TSSLB  
Spring Loaded Base**  
Reduce injury by fitting the spring  
loaded base (25, 50 or 100kg).  
Fully Automatic Spring Scissor  
Mechanism. No power required.  
Automatically maintains the top  
load at ideal lifting height.  
Optional Extra - Corflute Top or  
Solid Plastic Top - 1095 x 600mm.

NOTE: Pictured with optional Corflute Top

Model	Dimensions - Diameter x Height
TSSLB	700 x 400mm



YELLOW  
WHITE  
BLUE

SUITS IH060, IH051,  
IH078 & IH315/310  
Stack & Nest Tubs



**TS10PD  
Plastic Dolly**  
Food Grade Plastic.  
Temperature Rating to - 20°C to 60°C.  
Standard colours are Yellow, Red, Blue & White.  
Suits Crate IH060, IH051 & IH078 (Sold Separately).

Model	Wheels	Load Capacity	Dimensions
TS10PD	100mm	150kg	620 x 400mm



**TS10CD  
Crate Dolly**  
4 x 100mm Castors.  
Suits Crate IH060, IH051 &  
IH078 (Sold Separately).

Model	Load Capacity	Dimensions - Length x Width
TS10CD	80kg	600 x 360mm



WHITE  
BLUE



OPTIONAL  
BOLT ON WHEELS  
ALSO AVAILABLE

**TSRT350  
Rotomoulded Tub**  
Food Grade.

Model	Load Capacity	Dimensions
TSRT350	350 Litres	758 x 1253 x 660mm



**ABD150  
Corner Movers**  
Pressed Steel Construction.  
Low Level Corner Skates to assist  
with moving awkward rectangular loads.  
Ball Bearing Castors.

Capacity	Load Wheels	Wheel Size	Overall Size	Weight
150kg	3	50 x 20mm	366 x 204 x 85mm	8kg per set 4



PNEUMATIC, SOLID  
WHEELS & PUNCTURE  
PROOF AVAILABLE

TSPTS / TSPTP / TSPTPP  
Piano Trolley

Ideal for moving furniture.  
Optional Pneumatic or Solid Wheel Available.

Model	Wheels	Load Capacity	Size - Length x Width
TSPTS	200mm Solid	400kg	860 x 500mm
TSPTP	250mm	450kg	860 x 500mm
TSPTPP	250mm Puncture Proof	400kg	860 x 500mm



**TSFD  
Furniture Dolly**  
Ideal for moving furniture.  
4 x 100mm Castors.

Model	Load Capacity	Dimensions - Length x Width
TSFD	300kg	550 x 800mm



**FW06  
6 Tonne Skate**  
Stable, Rugged & Low Level Construction.

Capacity	Load Wheels	Wheel Size	Skate Size	Weight
6 T	6	75mm	395 x 330 x 101mm	13.8kg



**FY02  
2 Tonne Skate**  
Maintenance Free.  
Fitted with a rubber surface to help protect  
& stabilise items from moving.

Capacity	Load Wheels	Wheel Size	Skate Size	Weight
2 T	2	75mm	270 x 120 x 110	8.4kg



SFW03  
**3 Tonne Skate with Handle**  
Incorporates a 1 metre Drawbar & Platform that swivels on a thrust bearing.

Capacity	Load Wheels	Wheel Size	Skate Size	Weight
3 T	4	75mm	250 x 40 x 950mm	14kg



FY12  
**12 Tonne Skate**  
Ideal for moving heavy machinery.

Capacity	Load Wheels	Wheel Size	Skate Size	Weight
12 T	8	115 x 60mm	400 x 345 x 145mm	30kg



HG103  
**Power Cart**  
Single Handle.  
Large Deck Size.

Features	Specifications
Capacity	500kg
Dimensions	1455 x 630 x 1080mm
Deck Size	1280 x 630mm
Motor	400W
Battery	2 x 12V/33Ah
Speed	3-7km/h
Weight	98kg



HG103B  
**Power Cart**  
Single Handle.  
Large Deck Size.

Features	Specifications
Capacity	500kg
Dimensions	1455 x 630 x 1080mm
Deck Size	1280 x 630mm
Motor	400W
Battery	2 x 12V/33Ah
Speed	3-7km/h
Weight	98kg



CTAHD **Steer Handle**  
Handle for CTA Skates  
Series CTA4 and CTA6.



CTA4  
**4 Tonne Skates**  
CTAHD - Optional Handle Also Available.

Capacity	Load Wheels	Wheel Size	Skate Size	Weight
4 Tonne	4	75mm	300 x 222 x 110mm	16kg



CTAHD **Steer Handle**  
Handle for CTA Skates  
Series CTA4 and CTA6.



CTA6  
**6 Tonne Skates**  
CTAHD - Optional Handle Also Available.

Capacity	Load Wheels	Wheel Size	Skate Size	Weight
6 Tonne	6	75mm	400 x 222 x 110mm	23kg



HG105  
**Power Cart with Cage**  
Single Handle.  
Large Deck Size.

Features	Specifications
Capacity	500kg
Dimensions	1455 x 630 x 1080mm
Deck Size	1280 x 630mm
Motor	400W
Battery	2 x 12V/33Ah
Speed	3-7km/h
Weight	113kg



HG109  
**Power Cart with Electric Lift & Drive**

Features	Specifications
Capacity	400kg
Dimensions	1240 x 600 x 1100mm
Table Height Range (Min - Max)	430 - 900mm
Deck Size	1000 x 600mm
Motor (Lifting & Driving)	400W
Battery	2 x 12V/33Ah
Weight	180kg



CTAHD  
**Handle For CTA Skates Series**  
Suit to CTA4 and CTA6

Load Wheels	Wheel Size	Skate Size
Suit CTA4 / CTA6	75mm	4 x 25 x 95mm



TE10  
**Electric Tow Tractor**  
Allows easy pulling operations in low duty applications on short distances.  
Ideal for pulling supermarket trolleys, baggage carts or trailers.  
Compact Design with a robust Drive Axle.

Model	Tiller Heights (Min/Max)	Travel Speed	Tow Capacity	Weight
TE10	750mm/1258mm	4.2km/h	1000kg	62kg



HG116  
**Power Cart with Electric Lift & Drive**

Features	Specifications
Capacity	400kg
Dimensions	1340 x 600 x 1100mm
Table Height Range (Min - Max)	430 - 1600mm
Deck Size	1100 x 600mm
Motor (Lifting/Driving)	800W/400W
Battery	2 x 12V/33Ah
Weight	234kg



HG116B  
**Power Cart with Electric Lift & Drive**

Features	Specifications
Capacity	400kg
Dimensions	1340 x 600 x 1100mm
Table Height Range (Min - Max)	430 - 1600mm
Deck Size	1100 x 600mm
Motor (Lifting/Driving)	800W/400W
Battery	2 x 12V/33Ah
Weight	234kg



# CUSTOM TROLLEYS DESIGN & MANUFACTURE

CELEBRATING 28 YEARS  
IN AUSTRALIA

## Team Systems Can Custom Design And Manufacture Trolleys To Suit Your Personalised Requirements.

At Team Systems, we pride ourselves on our ability to Listen, Design, Engineer and Manufacture solutions for your Material Handling applications. As we have been producing trolleys and Material Handling equipment for over twenty five years, we are dedicated to providing the Australian market with high quality and reliable products. With our wide selection of trolleys, ladders, castors, plastics and other equipment, we allow our customers to operate at the highest level in the manufacturing, storage and distribution of their materials.




- HOSPITALITY SERVICE TROLLEYS
- LAUNDRY & NURSERY TROLLEYS
- SPECIALISED STOCK PICKERS TROLLEYS
- MEDICAL, EDUCATIONAL AND OFFICE TROLLEYS
- CATERING AND FOOD SERVICE TROLLEYS
- OTHER PERSONALISED CUSTOM TROLLEYS

## **CASTORS & WHEELS**



TeamStar Castors .....	38-42
Wicke Castors.....	43
Pneumatic Wheels.....	44-45
Castor Accessories.....	46




General Duty/Light Grey Rubber  
50kg - 75kg Capacity

- Double Ball Race Head Set.
- Pressed Metal Frame.
- Zinc Plated Corrosion Resistant Frame.
- Axle Sleeve through Wheel.
- TPP Rubber. Suitable for most surfaces.



50kg - 75kg CAPACITY		BOLT HOLE - 10mm		MOUNTING PLATE		
Wheel Diameter	Overall Height	Model	Model	Model	Model	Model
50mm (50kg)	69mm	TE11TPP050H	TE11TPP050HB	TE11TPP050S	TE11TPP050SB	TE11TPP050R
75mm (70kg)	100mm	TE11TPP075H	TE11TPP075HB	TE11TPP075S	TE11TPP075SB	TE11TPP075R
100mm (75kg)	125mm	TE11TPP100H	TE11TPP100HB	TE11TPP100S	TE11TPP100SB	TE11TPP100R

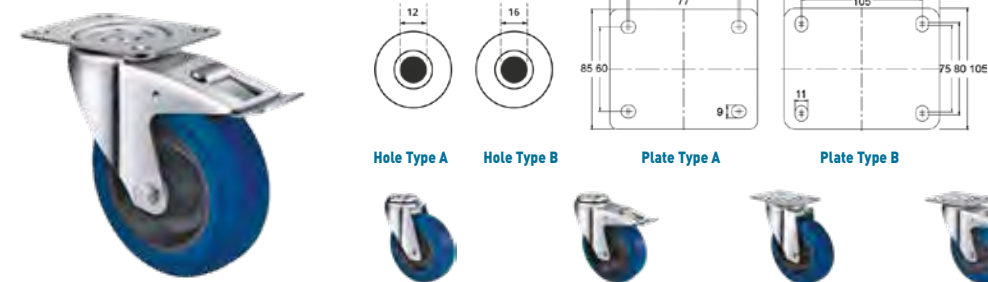


Industrial Grey Rubber  
150kg - 190kg Capacity

- Double Ball Race Head Set.
- Pressed Metal Frame.
- Zinc Plated Corrosion Resistant Frame.
- Precision Ball Bearing.
- TPP Rubber. Suitable for most surfaces.



150kg - 190kg CAPACITY		BOLT HOLE - 12mm		MOUNTING PLATE		
Wheel Diameter	Overall Height	Model	Model	Model	Model	Model
80mm (140kg)	108mm	TE21TPB080H	TE21TPB080HB	TE21TPB080S	TE21TPB080SB	TE21TPB080R
100mm (150kg)	128mm	TE21TPB100H	TE21TPB100HB	TE21TPB100S	TE21TPB100SB	TE21TPB100R
125mm (190kg)	155mm	TE21TPB125H	TE21TPB125HB	TE21TPB125S	TE21TPB125SB	TE21TPB125R

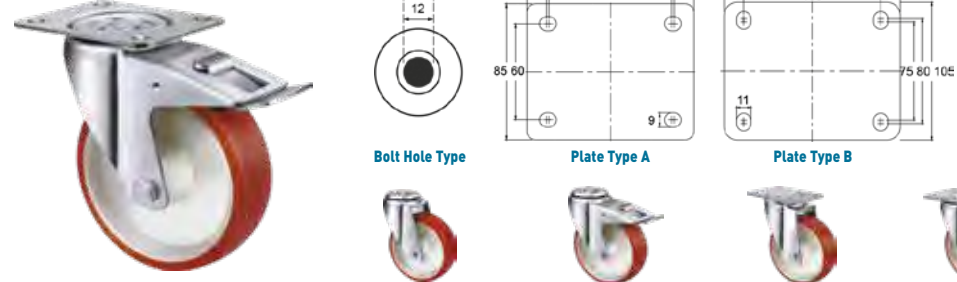


Industrial Blue Rubber  
130kg - 300kg Capacity

- Double Ball Race Head Set.
- Pressed Metal Frame.
- Zinc Plated Corrosion Resistant Frame.
- Roller Bearing.
- Blue Elastic Rubber.



130kg - 300kg CAPACITY		BOLT HOLE			MOUNTING PLATE			
Wheel Diameter	Overall Height	Model	Model	Hole Type	Model	Model	Model	Plate Type
80mm (130kg)	108mm	TE21ENR080H	TE21ENR080HB	A	TE21ENR080S	TE21ENR080SB	TE21ENR080R	A
100mm (140kg)	128mm	TE21ENR100H	TE21ENR100HB	A	TE21ENR100S	TE21ENR100SB	TE21ENR100R	A
125mm (180kg)	155mm	TE21ENR125H	TE21ENR125HB	A	TE21ENR125S	TE21ENR125SB	TE21ENR125R	A
160mm (300kg)	200mm	TE21ENR160H	TE21ENR160HB	A/B	TE21ENR160S	TE21ENR160SB	TE21ENR160R	B




Industrial Urethane  
140kg - 300kg Capacity

- Double Ball Race Head Set.
- Pressed Metal Frame.
- Zinc Plated Corrosion Resistant Frame.
- Roller Bearing.
- Urethane on Nylon.



140kg - 300kg CAPACITY		BOLT HOLE - 12mm			MOUNTING PLATE		
Wheel Diameter	Overall Height	Model	Model	Model	Model	Model	Plate Type
80mm (140kg)	108mm	TE21UNR080H	TE21UNR080HB	TE21UNR080S	TE21UNR080SB	TE21UNR080R	A
100mm (150kg)	128mm	TE21UNR100H	TE21UNR100HB	TE21UNR100S	TE21UNR100SB	TE21UNR100R	A
125mm (190kg)	155mm	TE21UNR125H	TE21UNR125HB	TE21UNR125S	TE21UNR125SB	TE21UNR125R	A
160mm (300kg)	200mm	TE21UNR160H	TE21UNR160HB	TE21UNR160S	TE21UNR160SB	TE21UNR160R	B



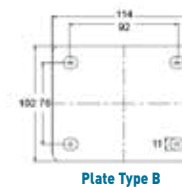
Industrial White Nylon  
180kg - 270kg Capacity

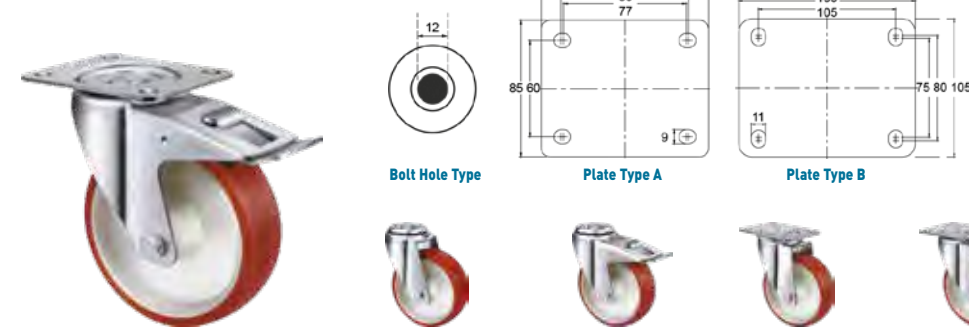
- Double Ball Race Head Set.
- Pressed Metal Frame.
- Zinc Plated Corrosion Resistant Frame.
- Roller Bearing.
- White Nylon.



180kg - 270kg CAPACITY		BOLT HOLE - 12mm		MOUNTING PLATE		
Wheel Diameter	Overall Height	Model	Model	Model	Model	Model
80mm (180kg)	108mm	TE21NNR080H	TE21NNR080HB	TE21NNR080S	TE21NNR080SB	TE21NNR080R
100mm (190kg)	128mm	TE21NNR100H	TE21NNR100HB	TE21NNR100S	TE21NNR100SB	TE21NNR100R
125mm (270kg)	155mm	TE21NNR125H	TE21NNR125HB	TE21NNR125S	TE21NNR125SB	TE21NNR125R



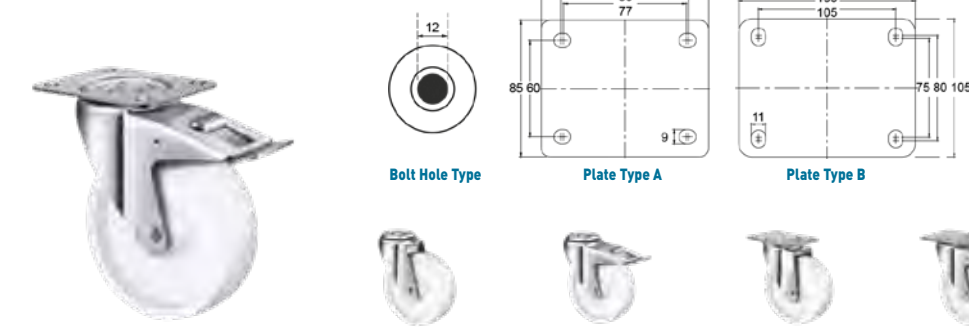




**Stainless Steel Urethane**  
**180kg - 290kg Capacity**

- Double Ball Race Head Set.
- Pressed Stainless Steel Metal Frame.
- Stainless Steel Axle Sleeve.
- Nylon Wheel.


180kg - 290kg CAPACITY		BOLT HOLE - 12mm		MOUNTING PLATE			
Wheel Diameter	Overall Height	Model	Model	Model	Model	Model	Plate Type
80mm (180kg)	108mm	TE22UNI080H	TE22UNI080HB	TE22UNI080S	TE22UNI080SB	TE22UNI080R	A
100mm (190kg)	128mm	TE22UNI100H	TE22UNI100HB	TE22UNI100S	TE22UNI100SB	TE22UNI100R	A
125mm (270kg)	155mm	TE22UNI125H	TE22UNI125HB	TE22UNI125S	TE22UNI125SB	TE22UNI125R	A



**Stainless Steel**  
**180kg - 290kg Capacity**

- Double Ball Race Head Set.
- Pressed Stainless Steel Metal Frame.
- Stainless Steel Axle Sleeve.
- Nylon Wheel.


180kg - 290kg CAPACITY		BOLT HOLE - 12mm		MOUNTING PLATE			
Wheel Diameter	Overall Height	Model	Model	Model	Model	Model	Plate Type
80mm (180kg)	108mm	TE22NNP080H	TE22NNP080HB	TE22NNP080S	TE22NNP080SB	TE22NNP080R	A
100mm (190kg)	128mm	TE22NNP100H	TE22NNP100HB	TE22NNP100S	TE22NNP100SB	TE22NNP100R	A
125mm (270kg)	155mm	TE22NNP125H	TE22NNP125HB	TE22NNP125S	TE22NNP125SB	TE22NNP125R	A



**Heavy Duty Low Profile**  
**300kg - 400kg Capacity**

- Double Ball Race Head Set.
- Fully Welded Frame.
- Precision Bearing.
- Nylon Wheel.

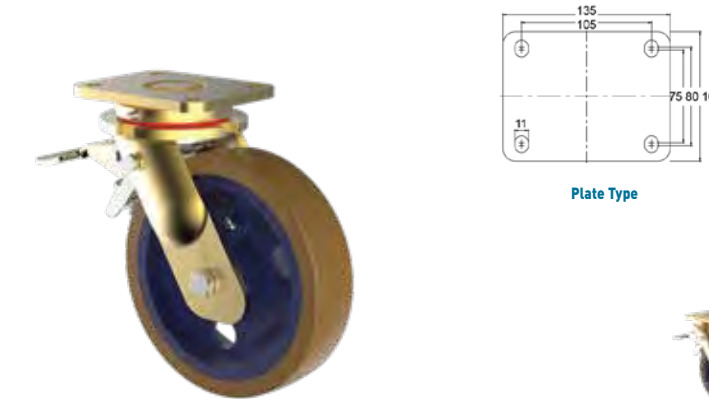
300 - 400kg CAPACITY		MOUNTING PLATE			
Wheel Diameter	Overall Height	Model	Model	Model	Plate Type
50mm (300kg)	79mm	TE38NZB050S	TE38NZB050SB	TE38NZB050R	A
75mm (400kg)	105mm	TE37NZB075S	TE37NZB075SB	TE37NZB075R	A



**Heavy Duty Low Profile**  
**300kg Capacity**

- Heavy Duty Low Profile.
- Fully Welded Metal Frame.
- Zinc Plated Corrosion Resistant Frame.
- Precision Bearing Wheel.

300kg CAPACITY		MOUNTING PLATE	
Wheel Diameter	Overall Height	Model	Model
50mm (300kg)	87mm	TWNZ50S	TWNZ50R



**Heavy Duty Urethane**  
**1000kg Capacity**

- Urethane on Cast Iron Wheel.
- Fully Welded Metal Frame.
- Zinc Plated Corrosion Resistant Frame.
- Precision Bearing Wheel.

1000kg CAPACITY		MOUNTING PLATE		
Wheel Diameter	Overall Height	Model	Model	Model
200mm (1000kg)	245mm	TWUC200SB	TWUC200S	TWUC200SR



**Grey Rubber Wheel**  
**100kg Capacity**

- Grey Non-marking Rubber.
- Needle Bearings.

100kg CAPACITY		MOUNTING PLATE	
Wheel Diameter	Overall Height	Model	
200mm (100kg)	200mm	TWGR200W	





**Black Rubber Utility Wheel**  
150kg Capacity

- Puncture Free for Wheelbarrows & Utility Equipment.
- Available with either Double Sealed Precision Ball Bearings for easiest rolling (max speed 10km/hr) or Plain Inserted Bushes for use where wet conditions may be encountered.



150kg CAPACITY		WHEEL TYPE	
Wheel Diameter	Overall Height	Model - 3/4" Axle	Model - 20mm Axle
250mm (150kg)	129mm	R25050C-PRYQ34	R25050C-PRYQ20



**Pneumatic - Steel Wheel**  
120kg - 230kg Capacity

- Traditional Steel Centre with Inner Tube.
- Welded One Piece Wobble-free Wheels.
- Centres up to and including the 500x6 are manufactured from 1.8mm Steel, and the 650x8 is 2mm Thick Steel.



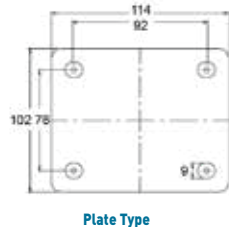
120kg - 230kg CAPACITY		CAPACITY AT SPEEDS		WHEEL TYPE				
Wheel Diameter	Wheel Width	8km/hr	15km/hr	Model	Model	Model	Model	Model
220mm (120kg)	50mm	120kg	100kg	250X4LUG				
250mm (140kg)	70mm	140kg	110kg		300X4DMD			
320mm (200kg)	80mm	200kg	180kg			350X6KNO		
400mm (220kg)	100mm	220kg	200kg				400X8KNO	
420mm (230kg)	160mm	230kg	200kg					650X8GRA



**Semi Pneumatic - Puncture Proof Wheel**  
125kg - 135kg Capacity

- Made in Taiwan.
- Puncture Proof Foam Filled Tyres.
- 3/4" Ball bearing Size available.

100kg CAPACITY				MOUNTING PLATE
Wheel Diameter	Overall Height	Tyre Colour	Ball Bearing Size	Model
265mm (100kg)	265mm	Black	3/4 Inch	PP350 X 4SB34



**Pneumatic Wheel**  
125kg - 135kg Capacity

- Double Ball Race Head Set.
- Pressed Steel.
- Double Ball Bearing.



125kg - 135kg CAPACITY		MOUNTING PLATE	
Wheel Diameter	Overall Height	Model	Model
200mm (125kg)	250mm	TE43PRB200S	TE43PRB200R
250mm (135kg)	303mm	TE43PRB250S	TE43PRB250R



**Scaffold Urethane 800kg Capacity**  
800kg Capacity

- Double Ball Race Head Set.
- Pressed Steel.
- Double Ball Bearing.



800kg CAPACITY			
Wheel Diameter	Overall Height	Pintle Size	Model
200mm (800kg)	243mm	37.5 x 60mm	TE33UNB200PB



**NON-MARKING GREY TYRE**  
Also available in a non-marking Grey tyre. To help protect the finish of sensitive floor areas.



**Semi Pneumatic - Puncture Proof Wheel**  
50kg - 120kg Capacity

- Polyurethane foam-filled tyres are the premium 'pneumatic' (or semi-pneumatic) wheel option: the wheels are puncture proof and provide the greatest performance and reliability.
- Semi Pneumatics fitted to Two Piece Wobble-free Steel Centres
- Manufactured from 1.8mm Thick Steel.



50kg - 120kg CAPACITY		CAPACITY AT SPEEDS		WHEEL TYPE			
Wheel Diameter	Wheel Width	8km/hr	15km/hr	Model	Model	Model	Model
200mm (50kg)	50mm	50kg	N/A	P200X50RIB			
220mm (75kg)	54mm	75kg	40kg		P250X4LUG		
265mm (100kg)	70mm	100kg	70kg			P350X4STR	
400mm (120kg)	100mm	120kg	90kg				P400X8KNO



PFS2.5  
Pallet Feet

Prod Size	Top Section
135 x 135 x 2.5mm	60 x 60mm



TSWHEELPLATE  
Wheel Plate  
Mild Steel Raw 5mm Thick.  
Pre-drilled & threaded holes for easy  
castor mounting.

Prod Size	UNC Holes Centres
130 x 100 x 5mm	80mm x 60mm x 5/16"    80mm x 105mm x 3/8"



EXPANDING SCREW

Model	Dimensions
TER21.5	Ø 19 - 21.5 Round Screw
TER24	Ø 21.5 - 24 Round Screw
TER27	Ø 24 - 27 Round Screw
TER30	Ø 27 - 30 Round Screw
TES21.5	Ø 19 - 21.5 Square Screw
TES24	Ø 21.5 - 24 Square Screw
TES27	Ø 24 - 27 Square Screw
TES30	Ø 27 - 30 Square Screw

TUBES  
Butyl Rubber Seamless  
(Butt-Joined)



Model	Dimensions
SPTUBE250X4	Tube Pneumatic 250X4
SPTUBE300-350X4	Tube Pneumatic 300X4 or 350X4
SPTUBE250X6	Tube Pneumatic 250X6
SPTUBE350X6	Tube Pneumatic 350X6
SPTUBE500X6	Tube Pneumatic 500X6
SPTUBE400X8	Tube Pneumatic 400X8
SPTUBE650X8	Tube Pneumatic 650X8

ADJUSTABLE FEET  
A multi-adjustable pedestal foot - ideal for ideal for industrial, commercial,  
workshop or food industry applications.  
The special insert in the base helps to absorb vibration and means your  
machinery will stay exactly where you put it.



Model	Specifications
S3816	M16 (Square Tube)
S3820	M20 (Square Tube)
S5016	M16 (Square Tube)
S5020	M20 (Square Tube)
S5016	M16 (Round Tube)
S5020	M20 (Round Tube)

Model	Spindle Size	Overall Length
AF801650	M16	50mm
AF8016100	M16	100mm
AF8016150	M16	150mm
AF8020100	M20	100mm
AF8020150	M20	150mm
AF8024150	M24	150mm
AF10016100	M16	100mm
AF10016150	M16	150mm
AF10020100	M20	100mm
AF10020150	M20	150mm
AF12520150	M20	150mm
AF12524150	M24	150mm
AFS601250	M12	50mm
AFS6012100	M12	100mm
AFS6012150	M12	150mm



# LIFTING & HANDLING EQUIPMENT



Pallet Trucks.....	48-49
Scissor Lifts and Tables .....	50-52
Electric Handling Equipment .....	52-53
Lifters & Stackers .....	54-57
Forklift Attachments .....	57
Conveyor Systems .....	58-60
Hoisting Equipment.....	61-65
Round & Flat Slings .....	66-69
Lifting Accessories .....	70-73
Load Restraints.....	74-75
Drum Handling.....	76-78
Miscellaneous Handling.....	79-80



NOBLELIFT

AC25685QL **PALLET TRUCK**  
Quick Lift model also available.  
Function operates to 250kg.

AC25  
**Pallet Truck**  
Totally Sealed Hydraulic Pump.  
3-Position Control Handle.

Features	Specifications
Capacity	2500kg
Fork Height Range	75 - 185mm
Fork Size	160 x 45mm
Fork Overall Width	450/520/685mm
Fork Length	1150mm

NOBLELIFT

ACLOW  
**Low Boy Pallet Truck**  
Perfect for moving low entry  
skids with a low height of 51mm.  
Not suitable for Chep pallets.

Features	Specifications
Capacity	2000kg
Fork Height Range	51 - 165mm
Fork Size	160 x 37mm
Fork Overall Width	540mm, 685mm
Fork Length	1150mm

NOBLELIFT

ACZ20L  
**Galvanised Pallet Truck**  
Galvanising process gives durable  
corrosion protection that stands up to the  
constant abrasion of pallet entry and exit.

Features	Specifications
Capacity	2000kg
Fork Height Range	75 - 190mm
Fork Size	160 x 50mm
Fork Overall Width	685mm
Fork Length	1150mm

NOBLELIFT

ACS20  
**Stainless Steel  
Pallet Truck**  
All metal parts made  
completely of Stainless Steel.  
Ideal for damp or harsh environments.  
Nylon Steering Wheel & Fork Rollers.

Features	Specifications
Capacity	2000kg
Fork Height Range	75 - 190mm
Fork Size	160 x 50mm
Fork Overall Width	685mm
Fork Length	1150mm

NOBLELIFT

ACL20  
**Super Long Pallet Trucks**  
Designed to carry goods with big volume.

Features	Specifications
Capacity	2000kg
Fork Height Range	75 - 190mm
Fork Size	160 x 60mm
Fork Overall Width	685mm
Fork Length	1800mm

NOBLELIFT

AC25-800  
**Stubbie Pallet Trucks**  
Designed to carry goods with big volume.

Features	Specifications
Capacity	2500kg
Fork Height Range	75 - 190mm
Fork Size	160 x 60mm
Fork Overall Width	450/520mm
Fork Length	800mm

NOBLELIFT

EX  
**Electric Scissor Lift  
Pallet Truck**  
Quick Lift Function.  
Skid Lifter suitable as a lift table or  
work bench.  
NOTE: Not suitable for CHEP style Pallets.

Features	Specifications
Capacity	1000kg
Fork Height Range	85 - 800mm
Fork Size	160 x 50mm
Fork Overall Width	540/680mm
Fork Length	1170mm

NOBLELIFT

HLTN10  
**High Lift Pallet Truck**  
Designed for Open Bottom Pallets &  
Stillages only.  
Skid Lifter suitable as a lift table or  
work bench.  
Great for unloading & loading Pallets.  
Stabilisers ensure maximum stability.  
NOTE: Not suitable for CHEP style Pallets.

Features	Specifications
Capacity	1000kg
Fork Height Range	85 - 800mm
Fork Size	160 x 50mm
Fork Overall Width	540/680mm
Fork Length	1150mm

NOBLELIFT

HPT20S-540 / HPT20S-685  
**Pallet Truck  
with Scales**  
Great alternative for users who need  
pallet weights for transportation.

Model	HPT20S-540	HPT20S-685
Capacity	2000kg	2000kg
Fork Height Range	85 - 200mm	75 - 190mm
Fork Size	182 x 50mm	182 x 50mm
Fork Overall Width	555mm	692mm
Fork Length	1150mm	1150mm

NOBLELIFT

AC20H0  
**Hand Braked Equipped  
Pallet Truck**  
Brake complies to OHS recommendation.  
Huge 2000kg Capacity.

Features	Specifications
Capacity	2000kg
Fork Height Range	85 - 200mm
Fork Size	160 x 50mm
Fork Overall Width	685mm
Fork Length	1150mm

NOBLELIFT

PTE15N  
**Heavy Duty Electric  
Pallet Truck**  
Ergonomic & smart tiller design.  
Smart lithium battery.  
2.5hour flash charge.  
Maintenance friendly.  
Robust smart design of chassis.

Model	PTE15N
Capacity	1500kg
Lift Height Range	85 - 200mm
Fork Length	1150mm
Fork Overall Width	685mm
Battery	24V/20Ah

NOBLELIFT

PTE20N  
**Heavy Duty Electric  
Pallet Truck**  
Ergonomic & smart tiller design.  
Smart lithium battery.  
2.5hour flash charge.  
Maintenance friendly.  
Robust smart design of chassis.

Model	PTE20N
Capacity	2000kg
Lift Height Range	85 - 200mm
Fork Length	1150mm
Fork Overall Width	685mm
Battery	24V/20Ah

NOBLELIFT Lift Tables

These units help take the strain out of loading and unloading items from raised levels. The table is elevated by a pump action foot pedal and smoothly lowered by a hand operated release trigger.

The double scissor model, gives the added advantage of elevating loads of up to a height of 1575mm.

NOBLELIFT

**TF15**  
**Manual Scissor Lift Table**  
Positive Braking System on rear wheels for safety.  
Handle folds flat for easy storage.



Features	Specifications
Capacity	150kg
Table Height Range	220 - 750mm
Table Dimensions	700 x 450 x 36mm
Handle Height from ground	950mm

- Foot operated hydraulic operation
- Lever release control
- Safety overload bypass valve
- Positive braking system on rear wheels
- Durable powder-coated finish
- Stepless rate of lowering regardless of load weight

NOBLELIFT

**TF30**  
**Manual Scissor Lift Table**  
Overload valve ensures load limit is not exceeded.



Features	TF30
Capacity	300kg
Table Height Range	285 - 880mm
Table Dimensions	815 x 500 x 50mm
Handle Height from ground	990mm

NOBLELIFT



**TG50**  
**Manual Scissor Lift Table**  
Huge Deck Size.

Features	TG50
Capacity	500kg
Table Height Range	286 - 915mm
Table Dimensions	1600 x 810 x 55mm
Handle Height from ground	990mm

NOBLELIFT



**TG100**  
**Large Scissor Lift Table**  
Huge Deck Size.

Features	TG100
Capacity	1000kg
Table Height Range	360 - 1400mm
Table Dimensions	2050 x 750 x 55mm
Handle Height from ground	990mm

NOBLELIFT



**TF50**  
**Manual Scissor Lift Table**  
Overload valve ensures load limit is not exceeded.

Features	TF50
Capacity	500kg
Table Height Range	285 - 880mm
Table Dimensions	815 x 500 x 50mm
Handle Height from ground	990mm

NOBLELIFT



**TF75**  
**Manual Scissor Lift Table**  
1000 x 510mm Deck.  
750kg Capacity.

Features	Specifications
Capacity	750kg
Table Height Range	420 - 900mm
Table Dimensions	1000 x 510 x 55mm
Handle Height from ground	1000mm

NOBLELIFT



**TFS21**  
**Manual Scissor Lift Table**  
Self-levelling, fully adjustable, weight-sensitive

Features	TFS21
Capacity	210kg
Table Height Range	360 - 770mm
Net Weight	75kg
Table Dimensions	830 x 500mm

NOBLELIFT



**TFS40**  
**Manual Scissor Lift Table**  
Self-levelling, fully adjustable, weight-sensitive

Features	TFS40
Capacity	400kg
Table Height Range	440 - 800mm
Net Weight	123kg
Table Dimensions	1010 x 520mm

NOBLELIFT



**TFD35**  
**Manual Scissor Lift Table**  
High Lift 1300mm.  
Double Lift.

Features	Specifications
Capacity	350kg
Table Height Range	355 - 1300mm
Table Dimensions	910 x 500 x 53mm
Handle Height from ground	975mm

NOBLELIFT



**TFD70**  
**Manual Scissor Lift Table**  
Large Deck Size.  
700kg Capacity.

Features	Specifications
Capacity	700kg
Table Height Range	450 - 1500mm
Table Dimensions	1220 x 610 x 53mm
Handle Height from ground	1015mm

NOBLELIFT



**TF200**  
**Manual Rough Terrain Scissor Lift Table**

Features	Specifications
Capacity	200kg
Table Height Range	345 - 1010mm
Table Dimensions	1000 x 500 x 35mm
Handle Height from ground	1050mm

NOBLELIFT



**TFD15S**  
**Double Scissor Lift Table**  
Stainless Steel Construction Table.  
Galvanised Scissors & Pump.

Features	Specifications
Capacity	100kg
Minimum Height	250mm
Maximum Height	1220mm
Platform Size (Length x Width)	700 x 445mm



NOBLELIFT

TFD35S  
Double Scissor Lift Table  
Stainless Steel Construction Table.  
Galvanised Scissors & Pump.



Features	Specifications
Capacity	350kg
Minimum Height	355mm
Maximum Height	1295mm
Platform Size (Length x Width)	910 x 500mm

NOBLELIFT

TF50S  
Scissor Lift Table  
Stainless Steel Construction Table.  
Galvanised Scissors & Pump.



Features	TF50S
Capacity	450kg
Minimum Height	290mm
Maximum Height	890mm
Platform Size (Length x Width)	815 x 500mm

NOBLELIFT

ECL1029M  
Wide Leg Electric Platform Stacker  
Built-in Charger.  
4-Wheel Design with sideways tiller for high stability and clear view.



Features	Specifications
Capacity	1000kg
Fork Height Range	2840mm
Fork Overall Width	1400mm
Fork Length	1150mm
Mast Height Minimum	1950mm

NOBLELIFT

PSE12N-32 / PSE12N-36  
Electric Stacker with Smart Lithium Battery  
Ideal for light-duty application.  
Compact and ease of mobility.  
2.5hour fast charge.  
Maintenance friendly.  
Robust smart design chassis.



Model	PSE12N-32	PSE12N-36
Mast Lift Height	3200mm	3600mm
Capacity	1200kg	
Fork Size	40 x 100 x 1150mm	
Battery	24V/60Ah LFP Lithium Battery	
Charger	24V/25A Charger	

NOBLELIFT

ETFD35  
Electric Double Scissor Lift  
Double scissor lift action.  
Electric Lift - Manual Push.  
Electric Lifting.



Features	ETFD35
Capacity	350kg
Table Height Range	370 - 1300mm
Table Dimensions	910 x 500 x 53mm
Handle Height from ground	920mm

NOBLELIFT

ETF50  
Electric Scissor Lift  
Scissor lift action.  
Electric Lift - Manual Push.  
Electric Lifting.



Features	ETF50
Capacity	500kg
Table Height Range	440 - 1025mm
Table Dimensions	1010 x 520 x 50mm
Handle Height from ground	970mm

NOBLELIFT

PS13RM-45  
Mast Reach Counterbalanced Lithium Power Stacker  
Highly efficient German motor.  
Mast forward and backward movement, which ensures safety and excellent stability.  
Ride-on platform for safe and ease of mobility.  
Emergency power disconnect.



Model	PS13RM-45
Mast Lift Height	4500mm
Capacity	1300kg
Fork Size	35 x 100 x 950(1070)mm
Battery	24V/200Ah Lithium Battery
Charger	24V/80Ah Charger

NOBLELIFT

PS16TSL-40 / PS16TSL-46  
Heavy Duty Electric Stacker with Smart Lithium Battery  
Safe, compact and ergonomic long tiller design allows for efficient and safe operation.  
Adjustable base legs.  
Load backrest installed.  
Plexiglass Operator protection.  
Emergency power disconnect.  
PS16TSL-40 is equipped with side shift.



Model	PS16TSL-40	PS16TSL-46
Mast Lift Height	4000mm	4600mm
Capacity	1600kg	
Fork Size	40 x 120 x 1150mm	
Battery	24V/270Ah Lithium Battery	
Charger	On-board Charger	

NOBLELIFT

HTFG  
Electric Lift Table  
Remote Power System.  
Includes Ramp - Size: 1450mm wide x 1140mm long.



Features	Specifications
Capacity	1000kg
Lowered Height	82mm
Raised Height	760mm
Platform Size	1450 x 1140mm
Lift Speed	8 Seconds
Motor	0.75Kw - 3 Phase

NOBLELIFT

HIW4  
Electric Lift Table  
Large Capacity.  
European Electric Controlling System.  
Compact Structure gives balanced lifting and lowering.



Features	Specifications
Capacity	2000kg
Lowered Height	190mm
Raised Height	1010mm
Platform Size	1300 x 800mm
Lift Speed	40 Seconds
Motor	0.75Kw - 3 Phase

NOBLELIFT

PS16CB-45  
Electric Counterbalanced Lithium Power Stacker  
Highly efficient German motor.  
Mast forward and backward movement, which ensures safety and excellent stability.  
Ride-on platform for safe and ease of mobility.  
Emergency power disconnect.



Model	PS16CB-45
Mast Lift Height	4500mm
Capacity	1600kg
Fork Size	35 x 100 x 950mm
Battery	24V/200Ah Lithium Battery
Charger	24V/80Ah Charger

NOBLELIFT

SPN1025A / SPN1035A  
Semi Electric Stacker Lifter  
Manually propelled and lift/lower lever control mounted on the dash.  
Straddle legs adjust to three (3) positions.  
Foot pedal parking brake.  
Adjustable base legs with smooth PU rollers equipped for lifting loads, skids, racks and objects.



Model	SPN1025A	SN1035A
Mast Lift Height	2500mm	3500mm
Capacity	1000kg	
Fork Length	1067mm	
Battery	Built-in 10 AMP	
Charger	Plug-in Battery Charger	

NOBLELIFT

EPS0415  
**Electric Platform Stacker**  
Electric lift - manual push.  
Special design combines lifting, stacking & transporting function together.



Features	Specifications
Capacity	400kg
Fork Height Range	85 - 1500mm
Platform Size (Length x Width)	650 x 576mm
Battery/Motor	DC12V 60AH/700W

NOBLELIFT

3W219  
**Standard Steel Lifter**  
Fold away hydraulic foot pump & hand turn valve to lower platform.  
Tilts back like a hand truck for transport.  
Steel frame construction.



Features	Specifications
Capacity	340kg
Lift Range	10 - 1350mm
Platform Size	560 x 560mm
L x W x H	880 x 570 x 1545mm

TEAMSTAR EQUIPMENT

MES150  
**Lifter Transporter**  
Ideal for Laboratory, Office & Light Industrial.



Features	Specifications
Capacity	150kg
Lifting Height	1535mm
Fork Overall Width	520mm
Fork Length	460mm

TEAMSTAR EQUIPMENT

MEE100  
**Power Lifter Transporter**  
Highly manoeuvrable.  
Ideal for Labs & Clinics.  
Overload Protection.



Features	Specifications
Capacity	100kg
Fork Height Range	1700mm
Fork Overall Width	600mm
Fork Length	470mm

NOBLELIFT

SFHD10  
**Verticle Manual Hand Walkie Stacker**  
Great for lifting & moving products.  
Suit to Euro type pallets.



Features	SFHD10
Capacity	1000kg
Fork Height Range	85 - 2500mm
Min. Mast Height	1830mm
Fork Size	150 x 60mm
Fork Overall Width	300 - 740/550mm
Fork Length	1150mm

NOBLELIFT

SFH15  
**Verticle Manual Hand Walkie Stacker**  
Great for lifting & moving products.  
Suit to Euro type pallets.



Features	SFH15
Capacity	1500kg
Fork Height Range	85 - 1600mm
Min. Mast Height	1980mm
Fork Size	150 x 60mm
Fork Overall Width	300 - 740/550mm
Fork Length	1150mm

TEAMSTAR EQUIPMENT

ML2  
**Folding Handle Platform Mast Lifter**  
Easy to transport - folds and unfolds in 30s.  
Patented, silent winch - locks the load at any height.  
A steel cable inside the mast for safety (prevent pinch points).



Features	Specifications
Capacity	120kg Platform Model
Max. Lift Height	1026mm
Platform Size (L x W)	360 x 420mm

TEAMSTAR EQUIPMENT

ML2-F  
**Folding Handle Fork Mast Lifter**  
Easy to transport - folds and unfolds in 30s.  
Patented, silent winch - locks the load at any height.  
A steel cable inside the mast for safety (prevent pinch points).



Features	Specifications
Capacity	150kg Fork Model
Max. Lift Height	1057mm
Adjustable Fork Size (L x W)	370 x (320 - 590)mm

NOBLELIFT

FP0415F  
**Manual Platform Stacker with Removable Plate**  
Foot Pedal Operation.  
Overload Protection Valve Equipped.  
Hard Chrome-plated Frame.  
Two Frame Rollers and Two Steering Rollers ensures a stable and safe operation.



Features	FP0415F
Capacity	400kg
Lift Range	200 - 1500mm
Platform Size	590 x 650mm
L x W x H	1015 x 590 x 1630mm

NOBLELIFT

SFH10W  
**Wide Legs Verticle Manual Hand Walkie Stacker**  
Great for Lifting & Moving products.  
Suit to either Chep or Euro Type Pallets.  
SFH10W Model can straddle the Pallet.



Features	SFH10W
Capacity	1000kg
Fork Height Range	85 - 1600mm
Fork Size	150 x 60mm
Fork Overall Width	300 - 1360mm
Fork Length	1150mm
Mast Height Min.	1980mm

TEAMSTAR EQUIPMENT


DEP90  
**Mini Aluminium Stacker**  
Converts from lifter to platform trolley.  
Easy to load into the boot of a motor car.



Features	Specifications
Capacity	90kg
Fork Height Range	25 - 1500mm
Platform Size	355 x 420mm
Net Weight	30kg

TEAMSTAR EQUIPMENT

WFH181  
**Hand Stacker**  
Lightweight Stacker - Great for Tradespeople!  
Folds & loads easily into a ute or station wagon.



Features	Specifications
Capacity	181kg
Fork Height Range	90 - 2400mm
Fork Overall Width	630mm
Fork Length	570mm





MER35  
Aluminium Stacker

Rolls easily through single door in upright position.  
No Tool - Quick Set-up.  
Compact Design, legs fold up for easy storage.



Features	Specifications
Capacity	350kg
Max. Working Height	3500mm
Overall Length	1500mm



MER50  
Aluminium Stacker

Fits through a standard door.  
Folding Stabilisers for compact storage.  
Aluminium Telescopic Mast System.



Features	Specifications
Capacity	300kg
Max. Working Height	5000mm
Overall Length	1880mm



PLG1  
TeamStar Pallet Leveller

Keeps the active layer of the load at or above waist height, eliminating bending and lifting, helping to reduce LTI cause by strains and repetitive movement.  
The leveller utilises a scissor type action with varying spring combinations that can be adjusted to provide load capacities up to 2000kg.  
A Low Friction Bearing supported turntable assists in load rotation.  
No ground fixing required.

Features	Specifications
Capacity	200 - 2000kg
Rotating Platform Diameters	1110mm
Compressed Height	270mm
Extended Height	710mm
Base Size	1150 x 934mm
Pocket Size	170 x 50mm



NFM180  
Hydraulic Furniture Movers

Industrial Quality Equipment used across many industries.  
Designed and Manufactured to meet the highest demand applications industries have to offer.  
Ideal for the delivery of Safes, Washing Machines, Switchboard Cupboards & Large Cabinets.  
For professional transport of heavy items

Features	NFM180
Capacity	1800kg
Lift Height	250mm
Wheels	145mm



PLG1G  
TeamStar Pallet Leveller

Galvanised Finish.  
Suitable for use in the Food Industry, Dairy and all areas where corrosive acids and saline solutions are used.  
Keeps the active layer of the load at or above waist height, eliminating bending and lifting, helping to reduce LTI cause by strains and repetitive movement.  
The leveller utilises a scissor type action with varying spring combinations that can be adjusted to provide load capacities up to 2000kg.

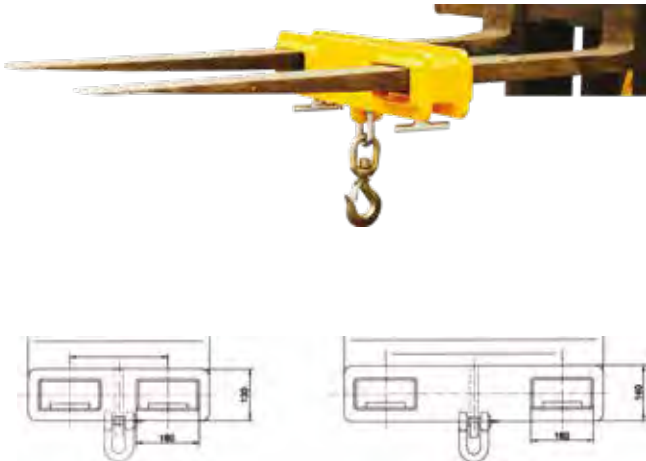
Features	Specifications
Capacity	200 - 2000kg
Rotating Platform Diameters	1110mm
Compressed Height	240mm
Extended Height	705mm
Base Size	920 x 930mm



NK25  
Fork Hook

If an attachment is fitted to the forklift then there is the potential that the dynamic and operating characteristics of the forklift will change.  
Ensure you have access to information regarding the de-rated capacity of the forklift when an attachment is fitted.  
Contact your forklift manufacturer or dealer for an updated rating plate to suit your model and attachment.  
Australian designed & made.  
Designed for any standard forklift.

Features	Specifications
Capacity	2500kg
Maximum Fork Section	160 x 160mm
Weight	25kg



PLG1C  
TeamStar Pallet Leveller

Keeps the active layer of the load at or above waist height, eliminating bending and lifting, helping to reduce LTI cause by strains and repetitive movement.  
The leveller utilises a scissor type action with varying spring combinations that can be adjusted to provide load capacities up to 2000kg.  
A Low Friction Bearing supported turntable assists in load rotation.  
No ground fixing required.

Features	Specifications
Capacity	200 - 2000kg
Rotating Platform Diameters	1110mm
Compressed Height	240mm
Extended Height	705mm
Base Size	920 x 930mm





Team Systems full range of Imported Gravity Conveyors provides the simple solution for moving all types of products in industries such as transport, distribution centres, container unloading & similar Roller Conveyor are one of the most common types of conveyors applied in conveying flat bottom type products such as cases, boxes, pallets & trays. These kind of conveyors improve efficiency distribution & line links between different stages of production of your product.

PART 1 - ROLLERS - PVC & STEEL

CONVEYOR ROLLERS - PVC & STEEL - Q Shaft 10 x 8

Team Systems Gravity Conveyor is ideally suited to handling operations which cannot justify the expense of powered equipment. They provide efficient handling at negligible running costs.

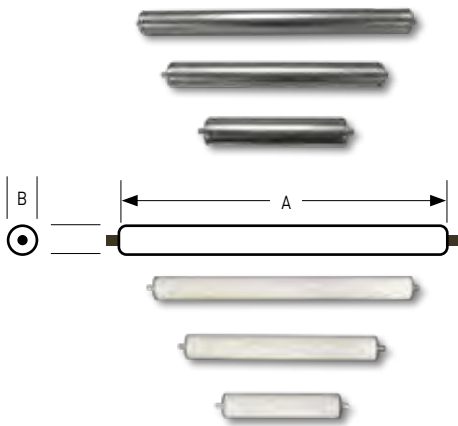
Gravity Conveyors are very easy to set up, dismantle or re-locate.

Available with either PVC or zinc plated rollers and three standard widths.

Rollers have spring loaded shafts for easy installation and hassle free maintenance.

It is recommended that there be a minimum of three rollers under the goods to be transported at any time.

Model	Roller Width - A	Roller Diameter - B	Capacity
TSPROLL300 PVC	230mm	50mm	40kg/ea
TSPROLL450 PVC	380mm	50mm	30kg/ea
TSPROLL600 PVC	530mm	50mm	20kg/ea
TSSROLL300 STEEL	230mm	50mm	120kg/ea
TSSROLL450 STEEL	380mm	50mm	120kg/ea
TSSROLL600 STEEL	530mm	50mm	120kg/ea



CONVEYOR FRAME - Mild Steel/Blue

The frames are made from strong mild steel and powder coated finish in royal blue.

Interlocking sections make for greater flexibility for additions and subtractions of further lengths.

Model	Dimensions	Pitch
TSFRAME300	300mm wide x 3000mm length	75mm (min)
TSFRAME450	450mm wide x 3000mm length	75mm (min)
TSFRAME600	600mm wide x 3000mm length	75mm (min)

ADJUSTABLE STANDS - Mild Steel/Blue

Adjustable Conveyor Stands provide a rigid footing for Gravity Conveyors.

Adjustable height provides flexibility in application.

It is recommended that Conveyor Stands be securely fixed into position.

Model	Width	Min. Height	Max. Height
TSFTC300	300mm	720mm	1100mm
TSFTC450	450mm	720mm	1100mm
TSFTC600	600mm	720mm	1100mm



CONVEYOR SYSTEM COMPLETED

Rollmasta Gravity Conveyors give you the flexibility to DIY for your own particular handling requirement.

We can offer pre-packed ready to assemble options to manage freight availability or fully assembled to your requirement to reduce downtime in assembling.

Additional parts like castors for mobility, hook bars for connectivity & many other accessories to efficiently convey products through the lines of your production or despatch areas.



THE TEAM SYSTEMS 'DIY CONVEYOR SYSTEM'

Team Systems full range of Imported Gravity Conveyors provides the simple solution for moving all types of products in industries such as transport, distribution centres, container unloading & similar.

Roller Conveyors are one of the most common types of conveyors applied in conveying flat bottom type products such as cases, boxes, pallets & trays. These kind of conveyors improve efficiency distribution & line links between different stages of production of your product.

STEP 1



STEP 2



STEP 3



STEP 1:

- Choose type of Roller
- Choose length of Roller.
- Choose number of Rollers.

STEP 2:

- Choose matching Frame width.
- Choose length of Frame.

STEP 3:

- Choose matching Stands to suit Conveyor Frame.

ASSEMBLED CONVEYOR

- 40 Rollers @75mm Pitch.



PVC ROLLERS



STEEL ROLLERS





EXPANDABLE CONVEYOR - SKATE & ROLLER MODEL

A unique flexible conveyor that expands, contracts, twist and turns. Quick set-up and adjustable height legs on lockable castors.

Skate wheels or rollers designed to ensure self-tracking.

Expandable gravity roller and skate-wheel conveyors provide an economical solution in material handling.

These conveyors are ideally suited for packaging, transporting and manufacturing lines.

A proven performer loading and unloading.



Heavy Duty Skate Wheel

Features	EC450S	EC600S
Length - Extended	3900mm	3900mm
Length - Retracted	1000mm	1000mm
Width	450mm	600mm
Load Capacity	100kg/per metre	100kg/per metre
Castors	125mm	125mm
Height Range	690-1000mm	690-1000mm

Heavy Duty Steel Roller

Features	EC450R	EC600R
Length - Extended	3900mm	3900mm
Length - Retracted	1450mm	1450mm
Width	450mm	600mm
Load Capacity	130kg/per metre	130kg/per metre
Castors	125mm	125mm
Height Range	690-1000mm	690-1000mm



Carton/Pallet Live Storage


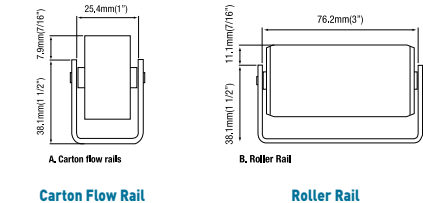
Team Systems offers a variety of Flow systems for every size warehouse and every price range.

All systems are gravity-driven and perfect for applications when numerous size cartons require picking.

Stock presents on a First-In/First-Out basis, which ensures inventory rotation. Separating the loading aisle from the retrieval aisle allows pickers to operate more efficiently.

Carton Flow can be integrated with conveyors and other storage solutions to create functional pick modules and warehouse product picking efficiency.

Features	CFR-A3337	RR3000
Load Capacity	70kg/per metre	120kg/per metre
Length	3m	3m



Screw Pin Dee Shackle

Grade S Alloy Steel.  
AS 2741 Compliant.  
Other Sizes Available.



Model	Description
20901	6mm Screw Pin Dee Shackle - 500kg W.L.L
20902	8mm Screw Pin Dee Shackle - 750kg W.L.L
20903	10mm Screw Pin Dee Shackle - 1000kg W.L.L
20904	11mm Screw Pin Dee Shackle - 1500kg W.L.L
20905	13mm Screw Pin Dee Shackle - 2000kg W.L.L
20906	16mm Screw Pin Dee Shackle - 3200kg W.L.L
20907	19mm Screw Pin Dee Shackle - 4700kg W.L.L
20908	22mm Screw Pin Dee Shackle - 6500kg W.L.L



Safety Pin Dee Shackle

Grade S Alloy Steel.  
AS 2741 Compliant.  
Other Sizes Available.



Model	Description
20941	13mm Safety Pin Dee Shackle - 2000kg W.L.L
20942	16mm Safety Pin Dee Shackle - 3200kg W.L.L
20943	19mm Safety Pin Dee Shackle - 4700kg W.L.L
20944	22mm Safety Pin Dee Shackle - 6500kg W.L.L
20945	25mm Safety Pin Dee Shackle - 8500kg W.L.L



Lifting Eyebolt

Zinc Plated.  
Din580 Standard.



Model	Description
26151	6mm Zinc Plated Lifting Eyebolt - 70kg W.L.L
26152	8mm Zinc Plated Lifting Eyebolt - 140kg W.L.L
26153	10mm Zinc Plated Lifting Eyebolt - 230kg W.L.L
26154	12mm Zinc Plated Lifting Eyebolt - 340kg W.L.L
26156	16mm Zinc Plated Lifting Eyebolt - 700kg W.L.L
26158	20mm Zinc Plated Lifting Eyebolt - 1200kg W.L.L
26159	22mm Zinc Plated Lifting Eyebolt - 1500kg W.L.L
26160	24mm Zinc Plated Lifting Eyebolt - 1800kg W.L.L



Screw Pin Bow Shackle

Grade S Alloy Steel.  
AS 2741 Compliant.  
Other Sizes Available.



Model	Description
20921	6mm Screw Pin Bow Shackle - 500kg W.L.L
20922	8mm Screw Pin Bow Shackle - 750kg W.L.L
20923	10mm Screw Pin Bow Shackle - 1000kg W.L.L
20924	11mm Screw Pin Bow Shackle - 1500kg W.L.L
20925	13mm Screw Pin Bow Shackle - 2000kg W.L.L
20926	16mm Screw Pin Bow Shackle - 3200kg W.L.L
20927	19mm Screw Pin Bow Shackle - 4700kg W.L.L
20928	22mm Screw Pin Bow Shackle - 6500kg W.L.L



Safety Pin Bow Shackle

Grade S Alloy Steel.  
AS 2741 Compliant.  
Other Sizes Available.



Model	Description
20961	13mm Safety Pin Bow Shackle - 2000kg W.L.L
20962	16mm Safety Pin Bow Shackle - 3200kg W.L.L
20963	19mm Safety Pin Bow Shackle - 4700kg W.L.L
20964	22mm Safety Pin Bow Shackle - 6500kg W.L.L
20965	25mm Safety Pin Bow Shackle - 8500kg W.L.L



Lifting Eyenut

Zinc Plated.  
Din580 Standard.



Model	Description
26201	6mm Zinc Plated Lifting Eyenut - 70kg W.L.L
26202	8mm Zinc Plated Lifting Eyenut - 140kg W.L.L
26203	10mm Zinc Plated Lifting Eyenut - 230kg W.L.L
26204	12mm Zinc Plated Lifting Eyenut - 340kg W.L.L
26206	16mm Zinc Plated Lifting Eyenut - 700kg W.L.L
26208	20mm Zinc Plated Lifting Eyenut - 1200kg W.L.L
26209	22mm Zinc Plated Lifting Eyenut - 1500kg W.L.L
26210	24mm Zinc Plated Lifting Eyenut - 1800kg W.L.L



MINI Lever Blocks

Super compact & light Weight.  
Equipped with Grade 100 chain.  
The new style super lightweight mini lever blocks are all made of steel construction & impact resistant to ensure long life.



Model	W.L.L	Chain Length	Unit Weight
IP025	250kg	1.5m	1.5kg
IP0253	250kg	3m	1.8kg
IP050	500kg	1.5m	2.5kg
IP0503	500kg	3m	3kg
IP075	750kg	1.5m	3.4kg
IP0753	750kg	3m	4.2kg
IP150	1500kg	1.5m	6.3kg



Lever Blocks

All quality components.  
Equipped with Grade 100 chain.  
Powder-coated.  
External galfusion plating process unique to the crane range of lifting equipment.



Model	W.L.L	Chain Length	Unit Weight
IP008	800kg	1.5m	5.7kg
IP0083	800kg	3m	6.8kg



Girder Trolley

Powdercoat finish.  
Fully certified AS1418.2.  
Anti drop plates.  
Smooth, heavy duty bearings.



Model	Capacity	i-Beam Width Range	Weight
CT01	1000kg	64 - 203mm	9.5kg
CT02	2000kg	88 - 203mm	14.5kg
CT03	3000kg	100 - 203mm	24.5kg



Beam Clamp

Powdercoat finish.  
Fully certified AS4991 2004.



Model	Capacity	i-Beam Width Range	Weight
CB01	1000kg	75 - 220mm	4.5kg
CB02	2000kg	75 - 220mm	5kg
CB03	3000kg	80 - 320mm	9.5kg



Lever Blocks

All quality components.  
Powder-coated.  
Equipped with Grade 100 chain.  
External galfusion plating process unique to the crane range of lifting equipment.  
Overload protection system is equipped.



Model	W.L.L	Chain Length	Unit Weight
IP016	1600kg	1.5m	8kg
IP0163	1600kg	3m	9.6kg
IP032	3200kg	1.5m	13.6kg
IP0323	3200kg	3m	17kg
IP061	6000kg	1.5m	26kg
IP063	6000kg	3m	33kg



Lever Blocks

All quality components.  
Powder-coated.  
Equipped with Grade 100 chain.  
External galfusion plating process unique to the crane range of lifting equipment.  
Overload protection system is equipped on CT300 & CT303.



Model	W.L.L	Chain Length	Unit Weight
CT025	250kg	1.5m	1.9kg
CT050	500kg	1.5m	2.45kg
CT080	800kg	1.5m	6.4kg
CT100	1000kg	1.5m	6.5kg
CT300	3000kg	1.5m	15.5kg
CT303	3000kg	3m	18.1kg



Crane Scales

36mm LCD Display.  
Fully Rechargeable.  
Full Tare Function.  
Displays in kg or lb.



Model	Measuring Range	Accuracy	Weight
XZ05	0-500kg	1kg	5kg
XZ10	0-1000kg	1kg	10kg



Crane Scales

36mm LCD Display.  
Fully Rechargeable.  
Full Tare Function.  
Displays in kg or lb.



Model	Measuring Range	Accuracy	Weight
XZ20	0-2000kg	1kg	12kg
XZ30	0-3000kg	1kg	20kg



Chain Blocks

All quality components.  
Powder-coated.  
Equipped with Grade 100 chain.  
External galfusion plating process unique to the crane range of lifting equipment.  
Overload protection system is equipped.



Model	W.L.L	Chain Length	Unit Weight
IP1603	1600kg	3m	15.6kg
IP2003	2000kg	3m	20kg
IP2006	2000kg	6m	27kg
IP3203	3200kg	3m	24kg
IP3206	3200kg	6m	34kg
IP5003	5000kg	3m	41kg
IP5006	5000kg	6m	54.2kg



Chain Blocks

All quality components.  
Powder-coated.  
Equipped with Grade 80 chain.  
External galfusion plating process unique to the crane range of lifting equipment.



Model	W.L.L	Chain Length	Unit Weight
CT0503	500kg	3m	7.8kg
CT0506	500kg	6m	11.9kg
CT1003	1000kg	3m	11.1kg
CT1006	1000kg	6m	16kg
CT2003	2000kg	3m	16.8kg



Universal Plate Clamps

Fully Certified AS4991 2004



Model	Capacity
25261	1000kg
25262	2000kg
25263	3000kg
25265	5000kg



Magnetic Lifters

High Magnetic Properties of the Lifter enables a smaller design than other products with the same lifting capacity.  
Ideal for Lifting & Handling Steel Plate, Beams, Pipes & Cylindrical Work Pieces.  
Safe & Easy to use in temperatures from -20 °C to +60 °C.



Model	Capacity
ML300	300kg
ML600	600kg
ML1000	1000kg
ML2000	2000kg





Electric Chain Hoist  
Single Phase with Emergency Stop Switch

- Load Limiter.
- Emergency Stop Switch.
- Thermal Overload Prevention.
- Light weight, compact design with high efficiency motor.
- Pressed steel structure, high strength body.
- High tensile alloy steel top & bottom hooks.
- Grade 80 – 7.1mm Alloy Steel load chain.
- Limit switches fitted at top and bottom ends to prevent chain runaway.
- 220V, 50Hz Single speed Motor 1200 Watts. (Single Phase).
- Complies with AS/NZS 1418.2 standard.
- The electric chain hoist offers a long and reliable operation.
- Compact structure, light weight, easily operation and attractive appearance.
- Widely used in factories, mines, ports, shopping centres and warehouses.



**New Configuration:**  
Load Limiter is installed to prohibit the chain from overload.



**Chain Protection Box:**  
Protects the Chain so it can be safely used in poor environments.



**Hook & Safety Latch:**  
Perfect Strength hook that is hard to break.



**Control Switch:**  
Light and Durable Switch with Emergency Stop Button.



Model	W.L.L	Chain Grade	Running Test Load	Standard Length	Lifting Speed	Unit Weight
CEH053	500kg	80	7.25kN	3m	7m/min	55kg
CEH13	1000kg	80	12.5kN	3m	6m/min	55kg
CEH16	1000kg	80	12.5kN	6m	6m/min	58kg
CEH23	2000kg	80	25kN	3m	3m/min	62kg
CEH26	2000kg	80	25kN	6m	3m/min	69kg



VARIOUS MODELS WITH  
OPTIONAL LIFT HEIGHTS  
ALSO AVAILABLE

EDL - Single & Dual Speed Powered Hoist

- Push Button Pendant Control.
- Suits warehouse, construction, entertainment, engineering and manufacturing Industries.

Model	Load Capacity	Standard Lift	Lift Speed	Weight
Single Speed - Pendant Control Hoist				
EDL10S	100kg	3.0m	13m/min	12kg
EDL18S	180kg	3.0m	8m/min	12kg
EDL48S	480kg	3.0m	6.7m/min	21.5kg
Dual Speed - Pendant Control Hoist				
EDL10ST	100kg	3.0m	13m - 3m/min	12.5kg
EDL18ST	180kg	3.0m	8m - 3m/min	12.5kg
EDL48ST	480kg	3.0m	6.7m - 2m/min	21.5kg



EW - Spring Balancer

- Suitable for hanging tools, parts or welding equipment at work stations & assembly lines.
- Strong Lightweight Aluminium Body.
- Heavy Duty Top & Bottom Hook.
- Tapered Drum for exact torque retraction across the full stroke.

Model	Minimum Capacity	Maximum Capacity	Stroke	Weight
EW3	1.0kg	3.0kg	1300mm	1.4kg
EW5	2.5kg	5.0kg	1300mm	1.5kg



EWf - Spring Balancer

- Suitable for hanging tools, parts or welding equipment at work stations & assembly lines.
- Strong Lightweight Aluminium Body.
- Heavy Duty Top & Bottom Hook.
- Tapered Drum for exact torque retraction across the full stroke.

Model	Minimum Capacity	Maximum Capacity	Stroke	Weight
EWf9	4.5kg	9.0kg	1300mm	3.5kg
EWf15	9.0kg	15kg	1300mm	3.8kg
EWf22	15kg	22kg	1500mm	7.0kg
EWf30	22kg	30kg	1500mm	7.6kg
EWf40	30kg	40kg	1500mm	9.8kg
EWf50	40kg	50kg	1500mm	10.2kg
EWf60	50kg	60kg	1500mm	11.6kg
EWf70	60kg	70kg	1500mm	11.9kg



ELF - Spring Balancer

- Suitable for hanging tools, parts or welding equipment at work stations & assembly lines that require a longer stroke.
- 2.5m Cable Lengths.
- Strong Lightweight Aluminium Body.
- Heavy Duty Top & Bottom Hook.

Model	Minimum Capacity	Maximum Capacity	Stroke	Weight
ELF3	1.5kg	3.0kg	2500mm	4.1kg
ELF5	3.0kg	5.0kg	2500mm	4.2kg
ELF9	5.0kg	9.0kg	2500mm	4.7kg
ELF15	9.0kg	15kg	2500mm	10kg
ELF22	15kg	22kg	2500mm	10.2kg
ELF30	22kg	30kg	2500mm	11kg
ELF40	30kg	40kg	2500mm	14kg
ELF50	40kg	50kg	2500mm	14.5kg
ELF60	50kg	60kg	2500mm	17kg





FLAT SLINGS



Robust and made at the highest quality.  
Ideal for all heavy lifting.

- Fully Certified
- Robust Tags
- Super Bright Dense Fabric
- Reinforced Eyes

CRANE Synthetic Slings offer total flexibility in lifting loads combining the light weight and great strength of 100% polyester.

Crane Round and Flat Slings are robust and come with a non-tearable safety tag.

Our fabrics are dense and brilliantly coloured for longevity and easy identification.

- Custom Flat Slings made to order.



SAFETY  
FACTOR  
8 TO 1

Flat Sling WLL 1000kg - Violet

Model	Length
FS11	1mtr
FS12	2mtr
FS13	3mtr
FS14	4mtr
FS17	7mtr



Flat Sling WLL 5000kg - Red

Model	Length
FS53	3mtr
FS54	4mtr
FS55	5mtr
FS56	6mtr
FS58	8mtr
FS510	10mtr



Flat Sling WLL 2000kg - Green

Model	Length
FS21	1mtr
FS22	2mtr
FS23	3mtr
FS24	4mtr
FS25	5mtr
FS26	6mtr
FS27	7mtr
FS28	8mtr
FS29	9mtr
FS210	10mtr



Flat Sling WLL 6000kg - Brown

Model	Length
FS63	3mtr
FS64	4mtr
FS65	5mtr
FS66	6mtr
FS68	8mtr



Flat Sling WLL 3000kg - Yellow

Model	Length
FS31	1mtr
FS32	2mtr
FS33	3mtr
FS34	4mtr
FS35	5mtr
FS36	6mtr
FS37	7mtr
FS38	8mtr
FS39	9mtr
FS310	10mtr



Flat Sling WLL 8000kg - Blue

Model	Length
FS84	4mtr
FS86	6mtr
FS88	8mtr
FS810	10mtr



Flat Sling WLL 4000kg - Grey

Model	Length
FS42	2mtr
FS43	3mtr
FS44	4mtr
FS45	5mtr
FS46	6mtr
FS48	8mtr



Flat Sling WLL 10000kg - Orange

Model	Length
FS103	3mtr
FS108	8mtr
FS1010	10mtr





CRANE  
"Lift with Confidence"

ROUND SLINGS



Robust and made at the highest quality.  
Ideal for all heavy lifting.



Fully Certified



Robust Tags



Highest Quality



Tag Protection

CRANE Synthetic Slings offer total flexibility in lifting loads combining the light weight and great strength of 100% polyester.

Crane Round and Flat Slings are robust and come with a non-tearable safety tag.

Our fabrics are dense and brilliantly coloured for longevity and easy identification.

- Custom Flat Slings made to order.



SAFETY  
FACTOR  
7 TO 1

Round Sling WLL 1000kg - Violet

Model	Length
RS11	1mtr
RS12	2mtr
RS13	3mtr
RS14	4mtr
RS15	5mtr
RS16	6mtr
RS18	8mtr



Round Sling WLL 2000kg - Green

Model	Length
RS21	1mtr
RS22	2mtr
RS23	3mtr
RS24	4mtr
RS25	5mtr
RS26	6mtr
RS27	7mtr
RS28	8mtr
RS29	9mtr
RS210	10mtr



Round Sling WLL 3000kg - Yellow

Model	Length
RS31	1mtr
RS32	2mtr
RS33	3mtr
RS34	4mtr
RS35	5mtr
RS36	6mtr
RS37	7mtr
RS38	8mtr
RS39	9mtr
RS310	10mtr



Round Sling WLL 4000kg - Grey

Model	Length
RS41	1mtr
RS42	2mtr
RS43	3mtr
RS44	4mtr
RS45	5mtr
RS46	6mtr
RS47	7mtr
RS48	8mtr



Round Sling WLL 5000kg - Red

Model	Length
RS51	1mtr
RS52	2mtr
RS53	3mtr
RS54	4mtr
RS55	5mtr
RS56	6mtr
RS58	8mtr
RS510	10mtr



Round Sling WLL 6000kg - Brown

Model	Length
RS63	3mtr
RS64	4mtr
RS65	5mtr
RS66	6mtr
RS68	8mtr



Round Sling WLL 8000kg - Blue

Model	Length
RS83	3mtr
RS84	4mtr
RS85	5mtr
RS88	8mtr
RS810	10mtr



Round Sling WLL 10000kg - Orange

Model	Length
RS102	2mtr
RS104	4mtr
RS106	6mtr
RS108	8mtr



Measurements are Length x Width x Height

Measurements are Length x Width x Height

CUSTOM CHAIN SLINGS - MADE TO ORDER

All Slings supplied in sturdy plastic pail with your reseller information - contact info@grangelift.com.au



Grade 80 Single Leg Chain Sling with Shortening Grab Hook & Self Locking Hook

AS 3775.1 Compliant.  
Tested, Tagged & supplied in a storage pail with reseller details.

Model	Chain Size	Length	W.L.L
CS8MM1L1.0M	8mm	1000mm	2000kg
CS8MM1L2.0M	8mm	2000mm	2000kg
CS8MM1L3.0M	8mm	3000mm	2000kg
CS10MM1L3.0M	10mm	3000mm	3200kg



Grade 80 Two Leg Chain Sling with Shortening Grab Hooks & Self Locking Hooks

AS 3775.1 Compliant.  
Tested, Tagged & supplied in a storage pail with reseller details.

Model	Chain Size	Length	W.L.L
CS8MM2L2.0M	8mm	2000mm	3500kg @60°
CS8MM2L3.0M	8mm	3000mm	3500kg @60°
CS8MM2L4.0M	8mm	4000mm	3500kg @60°
CS10MM2L2.0M	10mm	2000mm	5500kg @60°
CS10MM2L3.0M	10mm	3000mm	5500kg @60°
CS10MM2L4.0M	10mm	4000mm	5500kg @60°
CS13MM2L2.0M	13mm	2000mm	9200kg @60°
CS13MM2L3.0M	13mm	3000mm	9200kg @60°



Grade 80 Four Leg Chain Sling with Shortening Grab Hooks & Self Locking Hooks

AS 3775.1 Compliant.  
Tested, Tagged & supplied in a storage pail with reseller details.

Model	Chain Size	Length	W.L.L
CS8MM4L3.0M	8mm	3000mm	3500kg @60°
CS8MM4L6.0M	8mm	6000mm	3500kg @60°
CS10MM4L3.0M	10mm	3000mm	5500kg @60°



Grade 100 Two Leg Chain Sling with Shortening Grab Hooks & Self Locking Hooks

AS 3775.1 Compliant.  
Tested, Tagged & supplied in a storage pail with reseller details.

Model	Chain Size	Length	W.L.L
G1CS10MM2L2.0M	10mm	2000mm	6900kg @60°
G1CS10MM2L3.0M	10mm	3000mm	6900kg @60°
G1CS10MM2L4.0M	10mm	4000mm	6900kg @60°
G1CS10MM2L5.0M	10mm	5000mm	6900kg @60°
G1CS10MM2L6.0M	10mm	6000mm	6900kg @60°
G1CS13MM2L2.0M	13mm	2000mm	11600kg @60°
G1CS13MM2L3.0M	13mm	3000mm	11600kg @60°
G1CS13MM2L4.0M	13mm	4000mm	11600kg @60°
G1CS13MM2L5.0M	13mm	5000mm	11600kg @60°
G1CS13MM2L6.0M	13mm	6000mm	11600kg @60°



Grade 100 Four Leg Chain Sling with Shortening Grab Hooks & Self Locking Hooks

AS 3775.1 Compliant.  
Tested, Tagged & supplied in a storage pail with reseller details.

Model	Chain Size	Length	W.L.L
G1CS10MM4L2.0M	10mm	2000mm	6900kg @60°
G1CS10MM4L3.0M	10mm	3000mm	6900kg @60°
G1CS10MM4L4.0M	10mm	4000mm	6900kg @60°
G1CS10MM4L5.0M	10mm	5000mm	6900kg @60°
G1CS10MM4L6.0M	10mm	6000mm	6900kg @60°
G1CS13MM4L2.0M	13mm	2000mm	11600kg @60°
G1CS13MM4L3.0M	13mm	3000mm	11600kg @60°
G1CS13MM4L4.0M	13mm	4000mm	11600kg @60°
G1CS13MM4L5.0M	13mm	5000mm	11600kg @60°
G1CS13MM4L6.0M	13mm	6000mm	11600kg @60°



Grade 80 Single/Double Oblong Links

AS 3776 Compliant.  
Grade 80 Alloy Steel.

Model	Dimensions	Single	Double	W.L.L
25821	Inside=110 x 55mm [D=10mm]	7mm	6mm	1.6T
25824	Inside=120 x 60mm [D=12mm]	8mm	7mm	2.7T
25823	Inside=140 x 75mm [D=15mm]	10mm	8mm	3.5T
25826	Inside=160 x 90mm [D=20mm]	13mm	10mm	5.5T
25831	Inside=190 x 105mm [D=25mm]	16mm	13mm	9.4T
25832	Inside=230 x 120mm [D=25mm]	20mm	16mm	14.2T
25836	Inside=290 x 140mm [D=35mm]	22mm	20mm	22.3T



Grade 80 Multi Master Oblong Links

AS 3776 Compliant.  
Grade 80 Alloy Steel.

Model	Dimensions	Single/Double	W.L.L
25751A	Inside 120 x 60mm	6/7mm	3.15T
25752	Inside 150 x 85mm	7/8mm	4.25T
25753	Inside 180 x 95mm	10mm	6.7T
25754	Inside 190 x 105mm	13mm	11.2T
25755	Inside 230 x 120mm	16mm	17T
25757	Inside 290 x 140mm	20mm	26.5T







Grade 80 Clevis Shortening Grab Hook w/Wings

AS 3776 Compliant.  
Grade 80 Alloy Steel.

Model	Description
25101	6mm Clevis Shortening Grab Hook with Wings
25102	7/8mm Clevis Shortening Grab Hook with Wings
25103	10mm Clevis Shortening Grab Hook with Wings
25104	13mm Clevis Shortening Grab Hook with Wings
25105	16mm Clevis Shortening Grab Hook with Wings
25106	20mm Clevis Shortening Grab Hook with Wings



Grade 80 Hammer Type Connecting Links

AS 3776 Compliant.  
Grade 80 Alloy Steel.

Model	Description
25201	6mm Connecting Link (Hammer Assembly)
25203	7/8mm Connecting Link (Hammer Assembly)
25204	10mm Connecting Link (Hammer Assembly)
25205	13mm Connecting Link (Hammer Assembly)
25206	16mm Connecting Link (Hammer Assembly)
25207	20mm Connecting Link (Hammer Assembly)



Grade 100 Single/Double Oblong Links

AS 3776 Compliant.  
Grade 100 Alloy Steel.

Model	Dimensions	Size	W.L.L
G10ML10	Inside 160 x 95mm	10mm	6.9T
G10ML13	Inside 180 x 100mm	13mm	11.6T
G10ML16	Inside 240 x 140mm	16mm	17.3T



Grade 100 Multi Master Oblong Links

AS 3776 Compliant.  
Grade 100 Alloy Steel.

Model	Dimensions	Single/Double	W.L.L
G1MML10	Inside 180 x 100mm	10mm	6.9T
G1MML13	Inside 230 x 125mm	13mm	11.6T
G1MML16	Inside 290 x 160mm	16mm	17.3T



Grade 80 Eye Type Swivel Self Locking Hook

S 3776 Compliant.  
Grade 80 Alloy Steel.

Model	Description
25041	6mm Eye Type Swivel Self Locking Hook
25042	7/8mm Eye Type Swivel Self Locking Hook
25043	10mm Eye Type Swivel Self Locking Hook
25044	13mm Eye Type Swivel Self Locking Hook
25045	16mm Eye Type Swivel Self Locking Hook
25046	20mm Eye Type Swivel Self Locking Hook



Grade 80 Eye Type Swivel Sling Hook with Safety Latch

AS 3776 Compliant.  
Grade 80 Alloy Steel.

Model	Description
25092	7/8mm Eye Swivel Sling Hook with Safety Latch
25093	10mm Eye Swivel Sling Hook with Safety Latch
25094	13mm Eye Swivel Sling Hook with Safety Latch
25095	16mm Eye Swivel Sling Hook with Safety Latch
25096	20mm Eye Swivel Sling Hook with Safety Latch



Grade 100 Clevis Shortening Grab Hook w/Wings

AS 3776 Compliant.  
Grade 100 Alloy Steel.

Model	Description
G1CGH10	10mm Clevis Shortening Grab Hook with Wings
G1CGH13	13mm Clevis Shortening Grab Hook with Wings
G1CGH16	16mm Clevis Shortening Grab Hook with Wings



Grade 100 Hammer Type Connecting Links

AS 3776 Compliant.  
Grade 80 Alloy Steel.

Model	Description
G1CL10	10mm Connecting Link (Hammer Assembly)
G1CL13	13mm Connecting Link (Hammer Assembly)
G1CL16	16mm Connecting Link (Hammer Assembly)



Grade 80 Panel Clutch (Swift)

AS 3850 Compliant.  
Grade 80 Alloy Steel.

Model	Description
25251	1 - 1.3 Tonne Panel Clutch
25252	1.5 - 2.5 Tonne Panel Clutch
25253	3 - 5 Tonne Panel Clutch
25254	6 - 10 Tonne Panel Clutch



Grade 80 Short Link Lifting Chain

AS 2321 Compliant.  
Grade 80 Alloy Steel.

Model	Description
18300	6mm Grade 80 Short Link Lifting Chain
18301	7mm Grade 80 Short Link Lifting Chain
18302	8mm Grade 80 Short Link Lifting Chain
18304	10mm Grade 80 Short Link Lifting Chain
18307	13mm Grade 80 Short Link Lifting Chain
18310	16mm Grade 80 Short Link Lifting Chain



Grade 100 Clevis Self Locking Hooks

AS 3776 Compliant.  
Grade 100 Alloy Steel.

Model	Description
G1CLH10	10mm Clevis Self Locking Hook
G1CLH13	13mm Clevis Self Locking Hook
G1CLH16	16mm Clevis Self Locking Hook



Grade 100 Short Link Lifting Chain

AS 2321 Compliant.  
Grade 100 Alloy Steel.

Model	Description
G1CHN10	10mm Grade 100 Short Link Lifting Chain
G1CHN13	13mm Grade 100 Short Link Lifting Chain
G1CHN16	16mm Grade 100 Short Link Lifting Chain

**WARNING:** Grade 70 must **NOT** be used for lifting purposes.

GRANGE  
"Move with Confidence"

Grade 70 Transport Chain

AS 4344 Compliant.



Model	Chain Size	Lashing Capacity
GL70C06	6mm	2300kg
GL70C08	8mm	3800kg
GL70C10	10mm	6000kg
GL70C13	13mm	9000kg

GRANGE  
"Move with Confidence"

Grade 70 Clevis Lug Link

AS 4344 Compliant.

Gold Zinc Plated.



Model	Size	Lashing Capacity
GL70L08	7/8mm	3800kg
GL70L10	10mm	6000kg
GL70L13	13mm	9000kg

GRANGE  
"Move with Confidence"

Loadbinder Ratchet

Loadbinder Ratchet

AS 4344 compliant.

Winged hooks.

Manufactured from dropped forged steel.



Model	Size	Lashing Capacity
GL70RL06	6mm	2300kg
GL70RL08	7/8mm	3800kg
GL70RL10	10mm	6000kg
GL70RL13	13mm	9000kg

GRANGE  
"Move with Confidence"

GRANGE Tow Kit

For quick easy hitching of safety chains on caravans and trailers.

Once installed, safety chains simply attach onto the hook



Model	Size	Towing Capacity
GLTOWKIT6	6mm	0 - 3000kg
GLTOWKIT8	8mm	0 - 6000kg

GRANGE  
"Move with Confidence"

Grade 70 Clevis Grab Hook

AS 4344 Compliant.

Winged Grab Hook.

Gold Zinc Plated.



Model	Size	Lashing Capacity
GL70H06	6mm	2300kg
GL70H08	7/8mm	3800kg
GL70H10	10mm	6000kg
GL70H13	13mm	9000kg

GRANGE  
"Move with Confidence"

Grade 70 Clevis Slip Hook

AS 4344 Compliant.

Gold Zinc Plated.



Model	Size	Lashing Capacity
GL70S06	6mm	2300kg
GL70S08	7/8mm	3800kg
GL70S10	10mm	6000kg
GL70S13	13mm	9000kg

GRANGE  
"Move with Confidence"

Replacement Strap

Heavy duty hook & keeper.

2 Grange lift wear sleeves.

Fully certified AS4380.



Model	Size	Length	Lashing Capacity
GLS5009	50mm	9m	2500kg
GLS5011	50mm	11m	2500kg
GLS5013	50mm	13m	2500kg

GRANGE  
"Move with Confidence"

Ratchet Tie Down

Heavy duty ratchet buckle, hook & keeper.

2 Grange lift wear sleeves.

Fully certified AS 4380.



Model	Size	Length	Lashing Capacity
GLR255	25mm	5m	750kg
GLR356	35mm	6m	1500kg
GLR509	50mm	9m	2500kg
GLR5013	50mm	13m	2500kg
GLR759	75mm	9m	5000kg

GRANGE  
"Move with Confidence"

Grade 70 Load Restraint Kit

AS 4344 Compliant.

Winged Grab Hooks at each end.

Gold Zinc Plated.

Reusable Plastic Carry Case.



Model	Chain Size	Length	Lashing Capacity
GL70K086	8mm	6m	3800kg
GL70K089	8mm	9m	3800kg
GL70K106	10mm	6m	6000kg
GL70K109	10mm	9m	6000kg

GRANGE  
"Move with Confidence"

Drag Chain Kits

Model	Size	Lashing Capacity
GL70DK08	8mm	3800kg
GL70DK10	10mm	6000kg



GRANGE  
"Move with Confidence"

Clip-on Truck Winch

Heavy duty hook & keeper.

Clip-on winch comes with 9m strap.

Fully certified AS4380.



Model	Size	Length	Lashing Capacity
LC2500	50mm	9m	2500kg

GRANGE  
"Move with Confidence"

Regular Galvanised Proof Coil Chain

Model	Size	Qty in 25kg Bucket	Qty in 50kg Bucket
GLPCC03	3mm	133m	266m
GLPCC04	4mm	90m	180m
GLPCC05	5mm	58m	116m
GLPCC06	6mm	30m	50m
GLPCC08	8mm	19m	33m
GLPCC10	10mm	12.5m	24m
GLPCC13	13mm	N/A	10m







**ASD20**  
**Steel Cargo Bar**  
38mm Two-Piece Square Steel Tubing with Articulating Rubber Foot Pads.  
Mechanical Ratchet Operation ensures Cargo Bar will not slip or vibrate loose.  
Ideal for wet or freezing conditions.  
Two-Piece Hinged Bar can be folded and easily stored in trailer cab.

Features	Specifications
Range	2200 - 2920mm
Construction	Steel Square Tube



**TSD44**  
**Drum Dolly**  
To suit 205 Litre/44 Gallon Drum.  
200kg Capacity.  
614mm Diameter.  
Smooth Rolling and Strong, Durable Construction.  
80mm Diameter Heavy Duty Castors.

Model	Castors	Load Capacity	Dimensions
TSD44	80mm	205L	614mm Diameter



**ZG350**  
**Drum Puller**  
All Steel Construction.  
Easily moves closed drums.  
Works with shop crane, hoist or forklift hooks.

Model	Capacity	Size	Weight
ZG350	350kg	210 Litres	6kg



**CAC45**  
**Hydraulic Loader/Unloader**  
Lift steel drums on and off a pallet.

Features	Specifications
Capacity	450kg
Drum Capacity	210 Litres
Lift Height	300mm



**NBF35**  
**Tilting Barrel**  
Handles Steel Drums without complicated adjustments or exchanging attachments.  
Drums are raised & transported simply by engaging the screw operated rim clamp.  
Hydraulic Foot Operated Pump raises drum.  
180 Degree Rotation.  
Suits Steel Drums up to 205 Litres.

Features	Specifications
Capacity	350kg
Lift Height	1425mm
Dimesions	1190 x 890 x 2020mm



SUITS BOTH PLASTIC & STEEL DRUMS



**CBD454HD**  
**Drum Truck**  
Single person operated drum trolley/lifter.  
200mm Rubber Wheels.  
Safety Beak to grab drum lip.  
This Industrial Trolley is designed to handle steek or poly drums.  
Designed and manufactured to meet the highest demanding applications industries have to offer.  
Suitable for Steel and Plastic Drums.

Features	Specifications
Capacity	450kg
Drum Capacity	210 Litres
Weight	23kg



**NG10**  
**Single Drum Lifting Clamp**  
Simple mechanical forklift attachment for safely lifting 205 litre steel drums.  
Automatic operation for picking-up and releasing 205 litre steel drums.

Features	Specifications
Load Capacity	205 Litre Steel Drums



**CCK21**  
**Drum Lifter**  
3 Point Contact Lifting Arms.  
Prevents or minimises deformation of the open head drum.  
Suitable for both open head and closed head drums up to 350kg.  
Automatically engages drum rim when raising drum.

Features	CCK21
Capacity	350kg
Drum Capacity	125/210 Litres
Drum Type	Plastic & Steel Drums



**NF10**  
**Tilting Drum Stand**  
170kg Capacity.  
Tilting drum stands are virtually self-loading as drums can be loaded and transported by one man, without him touching the drum. They expedite the easy handling of large and small drums.  
Castors with nylon wheels provide smooth movement and easy positioning of stands. When stand is in the horizontal position, handles can be retracted. Plastic hand grips resist slipping when drums are being loaded or transported.

Model	Drum Type	Capacity	Weight
NF10	210 Litres	170kg	6kg





**DBSIBC**  
**IBC Bund**  
Store 1000l ibc to prevent and capture leaks, drips and spills.  
Removable grates.  
2000kg udl.  
Australian made.



Features	Specifications
Capacity	1150 Litres
Dimensions	1900 x 1500 x 750mm
Weight	96kg



**DBDIBC**  
**Twin IBC Bund**  
Store 2 x 1000l ibc to prevent & capture leaks, drips and spills.  
Removable grates.  
3600kg udl.  
Australian made.



Features	Specifications
Capacity	1470 Litres
Dimensions	2600 x 1480 x 660mm
Weight	142kg



**DB6LP**  
**Six Drum Spill Bund - Low Profile**  
Store 6 x 205l drums to capture leaks, drips and spills.  
Units can be connected with a simple bund to bund connector, which will increase the bund capacity. Also available is an optional ramp.  
Australian made.



Features	Specifications
Capacity	240 Litres
Dimensions	1820 x 1220 x 150mm
Weight	45kg



**DB8LP**  
**Eight Drum Spill Bund - Low Profile**  
Store 8 x 205l drums to capture leaks, drips and spills.  
Units can be connected with a simple bund to bund connector, which will increase the bund capacity. Also available is an optional ramp.  
Australian made.



Features	Specifications
Capacity	270 Litres
Dimensions	2420 x 1210 x 150mm
Weight	59kg



**DB2G**  
**Two Drum Spill Bund**  
Store 2 x 205l, 20l or 60l drums to capture leaks, drips and spills.  
Australian made.



Features	Specifications
Capacity	246 Litres
Dimensions	1240 x 640 x 510mm
Weight	25kg



**DB4G**  
**Four Drum Spill Bund**  
Store 4 x 205l to capture leaks, drips and spills.  
Removable grate.  
Australian made.



Features	Specifications
Capacity	242 Litres
Dimensions	1230 x 1230 x 280mm
Weight	31kg



**DB2LP**  
**Two Drum Spill Bund - Low Profile**  
Store 20l & 60l drums, batteries etc to capture leaks, drips and spills.  
Units can be connected with a simple bund to bund connector, which will increase the bund capacity. Also available is an optional ramp.  
Australian made.



Features	Specifications
Capacity	83 Litres
Dimensions	1220 x 610 x 150mm
Weight	16kg



**DB4LP**  
**Four Drum Spill Bund - Low Profile**  
Store 20l & 60l drums, batteries etc to capture leaks, drips and spills.  
Units can be connected with a simple bund to bund connector, which will increase the bund capacity. Also available is an optional ramp.  
Australian made.



Features	Specifications
Capacity	145 Litres
Dimensions	1210 x 1210 x 150mm
Weight	29kg




**CR7E**  
**Floor Container Ramp**  
Fixed Height Lip 1600mm.  
The CR Series is designed primarily for bridging into a standard container from ground level.



Model	Size	Width	Load Capacity	Weight
CR7E	1260mm	2200mm	7000kg	330kg



**Fork Extensions**  
Designed to be used when long objects or large pallets must be lifted & moved with a fork truck.  
It is required that extensions do not exceed length of forks on which they are installed by more than 50%.  
Specials made to order to suit most size fork lifts.  
Fit onto forks up to 50mm thick.  
Steel retaining strap prevents fork extensions from sliding off forks during use.



Specials made to order to suit most size fork lifts.

Model	Fork Length - Extended	Fork Length - Minimum	Fork Width Fit	Weight - Pair	Class
TSFT5	1524mm	1016mm	127mm	49kg	2
TSFT6	1830mm	1220mm	152mm	63kg	3
6XX15	2440mm	1630mm	127mm	73kg	2



## SPARE PARTS



Team Systems commitment to its products is supported with a full range of replacement parts.

We maintain a complete inventory of spare parts for our lifting and handling equipment direct from the manufacturer.

All parts are genuine replacement original equipment ensuring that the continued high level performance of the equipment is sustained.

### SPARE PARTS AVAILABLE FOR:

- PALLET TRUCKS
- SCISSOR LIFT & PLATFORMS
- MANUAL HAND STACKERS & PLATFORM STACKERS
- ELECTRIC STACKERS & POWER PALLET TRUCKS



- Poly on Cast Iron Wheels
- Nylon Wheels • Bearings
- Handles • Pumps • Springs
- Axles & Frame Rollers
- Safety Valves



- Wheels • Lowering Cables
- Bearings • Handles • Pumps
- Rollers



- Wheels • Handles • Hydraulic Pumps • Fork Tynes • Rollers
- Foot Brake



- Drive Wheel • Drive Motor
- Handles • ZAPI Controller
- Lithium Batteries



## SAFETY EQUIPMENT

## SAFETY EQUIPMENT



Road Safety Equipment .....	82-83
Safety Bollards.....	84
Safety Tape.....	85
Safety & Protection Strips .....	86
Convex Mirrors.....	87
Spill Containment Pallet.....	88
Spill Kits.....	89
Dangerous Goods Storage.....	90-91
Matting .....	92-93
Miscellaneous Safety Equipment .....	94



Reflective Orange Cones

Various Heights.  
Reflective Orange.  
UV Stabilised.  
900mm Model features a 7kg base with large footprint.  
RCB2 Retractable Cone Bar also available separately.



Model	Description
CONE450R0	450mm High Cone
CONE700R0	700mm High Cone
CONE900R0	900mm High Cone
CONE1000R0	1000mm High Cone
RETRACTABLE BAR	Extends 1.2m - 2.0m



Orange Cones

Various Heights.  
Plain Orange.  
UV Stabilised.  
900mm Model features a 7kg base with large footprint.  
RCB2 Retractable Cone Bar also available separately.  
Extends from 1.2m-2.0m.



Model	Description
CONE450	450mm High Cone
CONE700	700mm High Cone
CONE900	900mm High Cone
RETRACTABLE BAR	Extends 1.2m - 2.0m



HAZLIGHT

Traffic Barricade Light

Ideal for Road Construction Sites for indicating road closures or for warning motorists of approaching hazards.  
Batteries not included.



Model	Description
HAZLIGHT	130mm x 100mm



RB540

Traffic Wand

Flashing or Constant Light Modes.  
LED technology.  
Batteries not included.



Model	Description
RB540	Flash - Steady - Top Light Function



CONE700COLL

Collapsible Orange Cone

700mm Height.  
Wide, Stable Base.



Model	Description
CONE700COLL	Strong PVC Material



Wall Mount Kit

Wall mount kit is included.  
1 x wall mount receiver clip.  
1 x mounting screws set.



Retractable Belt

4 Way Connectivity Push Button Lock.  
Fits most styles of Safety Cones.

Model	Description
RBRW9	9m Red/White Retractable Barrier Tape
RBBY9	9m Yellow/Black Retractable Barrier Tape



BATS-S

Stop Slow Traffic Sign

Ideal for Traffic Management



Model	Description
BATS/S	450mm Class 1 Reflective with Wooden Handle



FLAGDOWEL

Traffic Flag Dowel

Flag uses a high-quality PVC material  
U.V. Stabilised to minimise fading.



Model	Description
FLAGDOWEL	PVC Traffic Flag Dowel



T Top Bollard

1200mm Stem Height.  
Reflective Orange.  
UV Stabilised.



Model	Description
BOLLBASE6	6kg Bollard Base to suit TTop Bollard
BOLLBASE8	8kg Bollard Base to suit TTop Bollard
BOLLTOP	12mm Stem slots into either base



EBYB3

Expanding Port A Guard

1100mm Height.  
The barrier comes with castors included.  
Expanding Metal Crowd Control Barrier.  
Lock in Feature to allow additional Barriers to be attached.




Model	Description
EBYB3	3000(L) x 1100(H)mm



Barrier Mesh

Safety PVC UV Resistant Barrier Mesh.  
50m Roll.



Model	Description
MESH6	6kg PVC Safety Barrier Mesh
MESH8	8kg PVC Safety Barrier Mesh



Bunting Safety Flags

Various Colours Available.  
20 Flags per Box.  
30m Length.



Model	Description
BUNTOR	Orange Bunting Safety Flag - 20 x 30m
BUNTGR	Green Bunting Safety Flag - 20 x 30m
BUNTB	Blue Bunting Safety Flag - 20 x 30m
BUNTLL	Lime Bunting Safety Flag - 20 x 30m
BUNTY	Yellow Bunting Safety Flag - 20 x 30m
BUNTR-W	Red/White Bunting Safety Flag - 20 x 30m





**Plastic Safety Chain**  
100% Recyclable Plastic.  
Ideal to use as safety barrier to cordon off workplace & public areas.  
40 meter rolls are available on request.

Model	Description
CPY625	6mm Yellow per 25 metre roll
CPRW625	6mm Red/White per 25 metre roll
CPY825	8mm Yellow per 25 metre roll
CPRW828	8mm Red/White per 25 metre roll



**W145**  
**Safety Bollard**  
Protects machinery & equipment from damage.  
Can be used both indoors & outdoors to protect work areas.  
Base plate: 200 x 200mm.  
Hole size: 35 x 22mm elongated holes.

Model	Description
W145	915 Height x 110mm Pipe Diameter



**TAPER-W**  
**Safety Tape**  
Red/White Pattern.  
20 Rolls per Box.

Model	Description
TAPER/W	Red/White Tape 75mm x 100m



**TAPEB-Y**  
**Safety Tape**  
Black/Yellow Pattern.  
20 Rolls per Box.

Model	Description
TAPEB/Y	Black/Yellow Tape 75mm x 100m



**W170**  
**High Profile Safety Bollard**  
Protects machinery & equipment from damage.  
Can be used both indoors & outdoors to protect work areas.  
Base plate: 200 x 200mm.  
Hole size: 35 x 22mm elongated holes.

Model	Description
W170	1067 x 1220mm (H x L) 110mm Pipe Diameter



**W178**  
**Low Profile Safety Bollard**  
Can be used both indoors & outdoors to protect work areas.  
Base plate: 200 x 200mm.  
Hole size: 35 x 22mm elongated holes.

Model	Description
W178	228 x 1220mm (H x L) 115mm Pipe Diameter



**TAPEB-W**  
**Safety Tape**  
Blue/White Pattern.  
20 Rolls per Box.

Model	Description
TAPEB/W	Blue/White Tape 75mm x 100m



**TAPER-W-D**  
**Safety Tape**  
Red/White/DANGER Pattern.  
20 Rolls per Box.

Model	Description
TAPER/W/D	Red/White 'DANGER' Tape 75mm x 100m



**RACKGC**  
**Racking Leg Guard**  
Complies with AS4084-2012.  
Designed for corner applications.  
Powder Coated High Visibility Safety Yellow.  
Mounted independently to avoid impact transference.

Model	Description	Construction
RACKGC	180 x 180 x 500mm High	6mm Thick Mild Steel



**RACKG**  
**Pallet Racking Leg Guard**  
Pallet racking legs are often supporting many tonnes of product.  
Protecting these legs is of vital importance to avoid potential disasters caused as a result of impact by forklifts or trolleys.  
Four Bolt Fixing for maximum security.  
Powder Coated High Visibility Safety Yellow.  
Protects your investment and reduces the risk of collapse due to impact.  
Mounted independently of racking to avoid impact transference.

Model	Description	Installation
RACKG	150mm x 400mm High	4 x 12mm Masonry Anchors



**TAPEB-Y-C**  
**Safety Tape**  
Black/Yellow/CAUTION Pattern.  
20 Rolls per Box.

Model	Description
TAPEB/Y/C	Black/Yellow 'CAUTION' Tape 75mm x 100m



**TAPER-W-DNE**  
**Safety Tape**  
Red/White/DO NOT ENTER Pattern.  
20 Rolls per Box.

Model	Description
TAPER/W/DNE	Red/White 'DO NOT ENTER' Tape 75mm x 100m



**Red Corner Protector**  
Heavy Duty Corner Protector.

Model	Description
GLTACAR	130mm x 100mm
GLTAPASR	500mm x 140mm
GLTAPAR	1030mm x 140mm



**Yellow Corner Protector**  
Heavy Duty Corner Protector.

Model	Description
GLTACAY	130mm x 100mm
GLTAPASY	500mm x 140mm
GLTAPAY	1030mm x 140mm



**Indoor Convex Mirror**  
Polycarbonate face.  
Fully adjustable to any angle.  
Suits 60mm diameter posts.  
Includes adjustable wall mount brackets.

Model	Description
MR300ID	300mm Indoor Convex Mirror
MR450ID	450mm Indoor Convex Mirror
MR600ID	600mm Indoor Convex Mirror
MR800ID	800mm Indoor Convex Mirror



**Outdoor Convex Mirror**  
Durable weather-proof mirror.  
Polycarbonate face with high-visible orange visor.  
Suits 60mm diameter posts.  
Includes post mount brackets.  
MR series bracket available for wall mount option.

Model	Description
MR450OD	450mm Outdoor Convex Mirror
MR600OD	600mm Outdoor Convex Mirror
MRBRACKET	Wall Mount Bracket for MR450/600



**ACSV**  
**Anti Collision Strip - V**  
Convenient Self Adhesive Strips.  
Helps protect against low impact damage.  
Made from Soft Polyurethane.

Model	Shape	Size
ACSV	V-Shape	1000 x 40 x 20mm



**ACSL**  
**Anti Collision Strip - L**  
Convenient Self Adhesive Strips.  
Helps protect against low impact damage.  
Made from Soft Polyurethane.

Model	Shape	Size
ACSL	L-Shape	1000 x 60 x 40mm



**MR800QD**  
**Indoor Convex Quarter Dome Mirror**  
An economical, lightweight alternative for general surveillance of a broad area.  
Polycarbonate Face.

Model	Description
MR800QD	800mm Indoor Convex Quarter Dome Mirror



**MR700HD**  
**Indoor Convex Half Dome Mirror**  
An economical, lightweight alternative for general surveillance of a broad area.  
Polycarbonate Face.

Model	Description
MR700HD	700mm Indoor Convex Half Dome Mirror



**ACSC**  
**Anti Collision Strip - C**  
Convenient Self Adhesive Strips.  
Helps protect against low impact damage.  
Made from Soft Polyurethane.

Model	Shape	Size
ACSC	C-Shape	1000 x 40 x 60mm



**ACSR**  
**Anti Collision Strip - Rectangular**  
Convenient Self Adhesive Strips.  
Helps protect against low impact damage.  
Made from Soft Polyurethane.

Model	Shape	Size
ACSR	Rectangular Shape	1000 x 60 x 20mm



**MR700D**  
**Indoor Convex Full Dome Mirror**  
An economical, lightweight alternative for general surveillance of a broad area.  
Polycarbonate Face.

Model	Description
MR700D	700mm Indoor Convex Half Dome Mirror



**MRBRACKET**  
**Mirror Bracket**  
Wall mount brackets to suit the MR range of Convex mirrors

Model	Description
MRBRACKET	Post Bracket



SPILL CONTAINMENT PALLET

RT4503 Ramp to suit RT4501/RT4502

1219 x 838 x159mm

Static Load: 450kg

RT4501

**Spill Pallet Deck**

**Two Drum Bundled**

For overflow operation as drum filling and sub-packaging, chemical and electrolyte storage etc, prevents leakages of most chemicals including acids, alkaline and corrosive liquids.

Moulded construction adds to the strength, strong and durable, will not rust, dent, chip, or peel. Removable grids for gathering leaked liquids.

Non-forklifting, no IBC containers allowed.

Complies with NSF requirements.

Model	Dimensions	Static Load	Capacity
RT4501	1245 x 635 x 140mm	1130kg	90L

RT4502 Ramp to suit RT4501/RT4502

1219 x 838 x159mm

Static Load: 450kg

RT4502

**Spill Pallet Deck**

**Four Drum Bundled**

For overflow operation as drum filling and sub-packaging, chemical and electrolyte storage etc, prevents leakages of most chemicals including acids, alkaline and corrosive liquids.

Moulded construction adds to the strength, strong and durable, will not rust, dent, chip, or peel. Removable grids for gathering leaked liquids.

Non-forklifting, no IBC containers allowed.

Complies with NSF requirements.

Model	Dimensions	Static Load	Capacity
RT4502	1245 x 1245 x 140mm	2260kg	185L

TSSBP2

**Spill Pallet Deck**

**Two Drum Bundled - 230L**

Roto-molded made from 100% virgin resin polyethylene for high strength and chemical resistance. Removable non-slip grates.

Dispensing well/overflow sump also available.

Pallet covers are also available to protect the load and sump.

Complies with EPA requirements.

Model	Dimensions	Capacity
TSSBP2	1220 x 820 x 330mm	230L

TSSBP4L

**Spill Pallet Deck**

**Four Drum Bundled - 230L**

Roto-molded from 100% virgin resin polyethylene for high strength and chemical resistance. Removable non-slip grates.

Suitable for 4 x 205l (44gal) drums.

Dispensing well/overflow sump also available.

Pallet covers are also available to protect the load and sump.

Complies with EPA requirements.

Model	Dimensions	Capacity
TSSBP4L	1280 x 1280 x 275mm	230L

TSSBB1

**Spill Pallet Deck**

**Single IBC Bundled - 1100L**

The IBC bund body is made from 100% virgin resin polyethylene for high strength and chemical resistance. Removable non-slip grates.

Suitable for holding 1 x 1000L IBC tank.

Dispensing well/overflow sump also available.

Pallet covers are also available to protect the load and sump.

Complies with EPA requirements.

Model	Dimensions	Load(UDL)	Capacity
TSSBB1	1760 x 1350 x 710mm	2000kg	1100L

TSSBB2

**Spill Pallet Deck**

**Dual IBC Bundled - 1140L**

The IBC bund body is made from 100% virgin resin polyethylene for high strength and chemical resistance.

Suitable for holding 2 x 1000L IBC tank, also suitable for 8 x 250l (44gal) drums.

Dispensing well/overflow sump also available.

Pallet covers are also available to protect the load and sump.

Complies with EPA requirements.

Model	Dimensions	Load(UDL)	Capacity
TSSBB2	2560 x 1350 x 510mm	2500kg	1140L



TSSIS40GP

**40L General Purpose Spill Kit**

- 20 x General Purpose Absorbent Pad – 480 x 430mm
- 1 x General Purpose Absorbent Boom – 1.2m x 75mm
- 1 x General Purpose Absorbent Sweep – 15L Bag
- 2 x Contaminated Waste Bags & Ties
- 1 x Laminated Instruction Sheet
- 1 Pair x Oil Resistant Gloves
- 1 x Labelled Zip-Top Spill Kit Bag

Ausspill Quality Compliant



TSSIS40OF

**40L Oil & Fuel Spill Kit**

- 50 x Oil & Fuel Absorbent Pad – 480 x 430mm
- 2 x Oil & Fuel Absorbent Boom – 1.2m x 75mm
- 1 x Oil & Fuel Absorbent Sweep – 15L Bag
- 2 x Contaminated Waste Bags & Ties
- 1 x Spill Kit Audit Tag
- 1 x Laminated Instruction Sheet
- 1 Pair x Oil Resistant Gloves
- 1 x Weather Resistant Zip-Top Kit Bag

Ausspill Quality Compliant



TSSIS40CH

**40L Hazchem Spill Kit**

- 50 x Hazchem Absorbent Pad – 480 x 430mm
- 2 x Hazchem Absorbent Boom – 1.2m x 75mm
- 1 x Hazchem Absorbent Sweep – 14L Bag
- 2 x Contaminated Waste Bags & Ties
- 1 x Spill Kit Audit Tag
- 1 x Laminated Instruction Sheet
- 1 Pair x Nitrile Gloves
- 1 x Weather Resistant Spill Kit Bag

Ausspill Quality Compliant



TSSIS120GP

**120L General Purpose Spill Kit**

- 100 x General Purpose Absorbent Pad – 480 x 430mm
- 3 x General Purpose Absorbent Boom – 1.2m x 75mm
- 1 x General Purpose Absorbent Sweep – 50L Bag
- 5 x Contaminated Waste Bags & Ties
- 1 x Tamper Evident Spill Kit Audit Tag
- 1 x Clear PVC Spill Kit Cover
- 1 x Laminated Instruction Sheet
- 1 Pair x Oil Resistant Gloves
- 1 x Lime Green Bin with Grey Lid - 140L

Ausspill Quality Compliant



TSSIS120OF

**120L Oil & Fuel Spill Kit**

- 100 x Oil & Fuel Absorbent Pad – 480 x 430mm
- 2 x Oil & Fuel Absorbent Boom – 1.2m x 75mm
- 1 x Oil & Fuel Absorbent Boom – 3m x 75mm
- 1 x Oil & Fuel Absorbent Sweep – 50L Bag
- 5 x Contaminated Waste Bags & Ties
- 1 x Tamper Evident Spill Kit Audit Tag
- 1 x Clear PVC Spill Kit Cover
- 1 x Laminated Instruction Sheet
- 1 Pair x Oil Resistant Gloves
- 1 x Lime Green Bin with White Lid - 140L

Ausspill Quality Compliant



TSSIS120CH

**120L Hazchem Spill Kit**

- 100 x Hazchem Absorbent Pad – 480 x 430mm
- 3 x Hazchem Absorbent Boom – 1.2m x 75mm
- 1 x Hazchem Absorbent Boom – 3m x 75mm
- 2 x Hazchem Absorbent Pillow - 450 x 450mm
- 2 x Hazchem Absorbent Sweep – 14L Bag
- 5 x Contaminated Waste Bags & Ties
- 1 x Tamper Evident Spill Kit Audit Tag
- 1 x Clear PVC Spill Kit Cover
- 1 x Laminated Instruction Sheet
- 1 Pair x Nitrile Gloves
- 1 x Lime Green Bin with Yellow Lid - 140L

Ausspill Quality Compliant



TSSIS240GP

**240L General Purpose Spill Kit**

- 200 x General Purpose Absorbent Pad – 480 x 430mm
- 3 x General Purpose Absorbent Boom – 1.2m x 75mm
- 2 x General Purpose Absorbent Boom – 3m x 75mm
- 2 x General Purpose Absorbent Sweep – 50L Bag
- 10 x Contaminated Waste Bags & Ties
- 1 x Tamper Evident Spill Kit Audit Tag
- 1 x Clear PVC Spill Kit Cover
- 1 x Laminated Instruction Sheet
- 2 Pair x Oil Resistant Gloves
- 1 x Lime Green Bin with Grey Lid - 240L

Ausspill Quality Compliant



TSSIS240OF

**240L Oil & Fuel Spill Kit**

- 150 x Oil & Fuel Absorbent Pad – 480 x 430mm
- 3 x Oil & Fuel Absorbent Boom – 1.2m x 75mm
- 3 x Oil & Fuel Absorbent Boom – 3m x 75mm
- 2 x Oil & Fuel Absorbent Sweep – 50L Bag
- 10 x Contaminated Waste Bags & Ties
- 1 x Tamper Evident Spill Kit Audit Tag
- 1 x Clear PVC Spill Kit Cover
- 1 x Laminated Instruction Sheet
- 2 Pair x Oil Resistant Gloves
- 1 x Lime Green Bin with White Lid - 240L

Ausspill Quality Compliant



TSSIS240CH

**240L Hazchem Spill Kit**

- 300 x Hazchem Absorbent Pad – 480 x 430mm
- 3 x Hazchem Absorbent Boom – 1.2m x 75mm
- 2 x Hazchem Absorbent Boom – 3m x 75mm
- 2 x Hazchem Absorbent Sweep – 14L Bag
- 10 x Contaminated Waste Bags & Ties
- 1 x Tamper Evident Spill Kit Audit Tag
- 1 x Clear PVC Spill Kit Cover
- 1 x Laminated Instruction Sheet
- 2 Pair x Nitrile Gloves
- 1 x Lime Green Bin with Yellow Lid - 240L

Ausspill Quality Compliant

GENERAL PURPOSE SPILL KITS

OIL & FUEL SPILL KITS

CHEMICAL SPILL KITS

SAFETY EQUIPMENT





FGC100  
**Safety Cabinet - 100L**  
**Class 3 Flammable Liquids**

Two sequential self closing doors.  
 Ventilation ports with flash arrestors on each side.  
 Double wall thermal barrier with 40mm spacing.  
 Integral spill containment sump with drain and suspended perforated floor.  
 Complies with AS1940-2004.



Model	Dimensions	Capacity
FGC100	1100 x 510 x 860mm	100L



GC04  
**Gas Bottle Cage - 4 x LPG**  
 Stores 4 x 18kg LPG forklift cylinders horizontally.  
 Padlockable door (lock not supplied).  
 Complies with AS4332-2004.



Model	Dimensions	Capacity
GC04	787 x 857 x 889mm	4 x 18kg LPG Cylinders



FGC160  
**Safety Cabinet - 160L**  
**Class 3 Flammable Liquids**

Two sequential self closing doors.  
 Ventilation ports with flash arrestors on each side.  
 Double wall thermal barrier with 40mm spacing.  
 Integral spill containment sump with drain and suspended perforated floor.  
 Complies with AS1940-2004.



Model	Dimensions	Capacity
FGC160	1295 x 465 x 1100mm	160L



GC08 / GC09  
**Gas Bottle Cage**  
 Stores 18kg LPG forklift cylinders.  
 Mid level shelf.  
 Padlockable door (lock not supplied).  
 Complies with AS4332-2004.



Model	Dimensions	Capacity
GC08	787 x 857 x 1651mm	8 x 18kg LPG Cylinders
GC09	787 x 762 x 1651mm	9 x 18kg LPG Cylinders



FGC250  
**Safety Cabinet - 250L**  
**Class 3 Flammable Liquids**

Two sequential self closing doors.  
 Ventilation ports with flash arrestors on each side.  
 Double wall thermal barrier with 40mm spacing.  
 Integral spill containment sump with drain and suspended perforated floor.  
 Complies with AS1940-2004.



Model	Dimensions	Capacity
FGC250	1100 x 500 x 1850mm	250L



GC17 / GC18  
**Gas Bottle Cage**  
 Stores 8 x high pressure gas cylinders.  
 Mid level shelf.  
 Padlockable door (lock not supplied).  
 Complies with AS4332-2004.



Model	Dimensions	Capacity
GC17	1524 x 857 x 1651mm	8 x LPG and 9 x G-Cylinders
GC18	1524 x 857 x 1651mm	18 x G-Cylinders



BCCLS100L  
**Safety Cabinet - 100L**  
**Class 8 Corrosive Substance**

Perfect powder-coated finish.  
 Soft-close chemical cabinet doors.  
 Fully welded liquid tight sump.  
 Adjustable feet for uneven surfaces.  
 Metal, 2-door, 1-shelf, 15x 2.5L bottles.  
 Complies with AS3780-1994.



Model	Dimensions	Capacity
BCCLS100L	920 x 500 x 800mm	100 Litre



BCCLS160L  
**Safety Cabinet - 160L**  
**Class 8 Corrosive Substance**

Perfect powder-coated finish.  
 Soft-close chemical cabinet doors.  
 Fully welded liquid tight sump.  
 Adjustable feet for uneven surfaces.  
 Metal, 2-doors, 2-shelves, 6 x 20L cans.  
 Complies with AS3780-1994.



Model	Dimensions	Capacity
BCCLS160L	1100 x 460 x 1295mm	160 Litre



BCCLS250L  
**Safety Cabinet - 250L**  
**Class 8 Corrosive Substance**

Perfect powder-coated finish.  
 Soft-close chemical cabinet doors.  
 Fully welded liquid tight sump.  
 Adjustable feet for uneven surfaces.  
 Metal, 2-doors, 3-shelves, 9 x 25L cans.  
 Complies with AS3780-1994.



Model	Dimensions	Capacity
BCCLS250L	1100 x 500 x 1825mm	250 Litre



TSSAS1  
**Aerosol Storage Cage**

Store your aerosols in a safe and compliant manner with our range of Australian made aerosol storage cages.  
 Store up to 40 aerosols in a safe and compliant manner with this 40 can aerosol storage cage.  
 Complies with AS4332.



Model	Dimensions	Capacity
TSSAS1	500 x 700 x 300mm	40 Aerosol Cans



TSSAS3  
**Aerosol Storage Cage**

Store your aerosols in a safe and compliant manner with our range of Australian made aerosol storage cages.  
 Store up to 200 aerosols in a safe and compliant manner with this 200 can aerosol storage cage.  
 Complies with AS4332.



Model	Dimensions	Capacity
TSSAS3	760 x 780 x 990mm	200 Aerosol Cans




TSSAS5  
**Aerosol Storage Cage**

Store your aerosols in a safe and compliant manner with our range of Australian made aerosol storage cages.  
 Store up to 400 aerosols in a safe and compliant manner with this 400 can aerosol storage cage.  
 Complies with AS4332.



Model	Dimensions	Capacity
TSSAS5	700 x 750 x 1160mm	200 Aerosol Cans






INDUSTRIAL MAT 825 - Extreme Heavy Duty Mat

Drainage holes for water & debris. Bevelled edges for safety.  
Available in Nitrile red for extra oil resistance.  
Ideal for kitchens or workshops.  
Approx. 13mm thickness.


Feature	Size
L x W mm	900 x 1500mm / 900 x 3000mm / 900 x 4500mm



ENGINEERING MATS - Extreme Heavy Duty Mat

Drainage holes for water & debris, rugged Construction.  
Ideal in front of machinery and welding bays, kitchens or workshops.  
Available with or without bevelled edges for safety, approx. 20mm thickness.

Feature	Size
L x W mm	1000 x 1500mm / 1000mm runners



ANTI-FATIGUE Roll Mat 690 - Roll Form Mat UTE Matting

Versatile and can be easily cut to suit odd area.  
Provides very good comfort under foot.  
Raised pattern underneath to provide good drainage.  
Ideal for bars, food preparation areas, boats, utes, vans, etc.


Feature	Size
L x W mm	900 x 1000mm / 1800 x 1000mm / 900mm Runner / 1800mm Runner



ENTRY MASTER - High Traffic Mat

Attractive, Hard Wearing Mat for high traffic areas, all Weather Design suitable for indoor/outdoor use, raised Rubber Border helps trap moisture & dirt.  
Grippers on underside, various Colours available.

Feature	Size
L x W mm	600 x 900mm / 900 x 1500mm / 1200 x 1800mm



CHAIRMAT 300

Clear vinyl mat with anchors on back, protects carpet from chairs and castors.  
Available without anchors for hard floors (300H).  
2 Year Warranty. Available in Polycarbonate with 6 Year Warranty.

Feature	Size
L x W mm	900 x 1200mm / 1100 x 1350mm / 1200 x 1500mm / 1200 x 2400mm



DECOR PLUSH 512 - Medium Traffic Mat

Absorbs water & dirt from shoes, hides dirt & water. Attractive smooth surface, easy to clean & dries quickly. Solution dyed to prevent fading.

Feature	Size
L x W mm	600 x 900mm / 900 x 1500mm / 900mm Runner



MULTIGUARD 220

A durable rubber dirt barrier entrance mat, hundreds of vertical rubber fingers push into shoe treads to remove mud, moisture, snow, sand, dirt & leaves.  
Easily cleaned by hose, high pressure cleaner or simply by shaking.


Feature	Size
L x W mm	600 x 800mm / 800 x 1000mm / 900 x 1800mm



DIAMOND PLATE SPONGE 416 - INDUSTRIAL MAT

Slip resistant, hard wearing & chemical resistant. Resilient sponge base to enhance comfort. Yellow Safety Borders. Will not delaminate.  
Ideal for all dry areas including warehouses & workstations.


Feature	Size
L x W mm	600 x 900mm / 900 x 1500mm / 900mm Runner / 1200mm Runner



COMFORT ZONE - Anti Fatigue Mat

Versatile & Economical Anti-Fatigue System. Centres & ends available for continuous runs. Suitable for light trolleys. Slip Resistant Chequer Plate Pattern  
Ideal for counters, workstations & production lines.

Feature	Size
L x W mm	710 x 780mm



ERGO STANCE 310 - Anti-Fatigue Mat

Ergonomically Designed Domed Surface to improve circulation & give maximum comfort to relieve the strain of constant standing. Ideal for checkouts, workstations and counters. 100% Natural Rubber.  
Optional Yellow Safety Edge available.


Feature	Size
L x W mm	600 x 900mm / 900 x 1200mm / 900mm Runner / 1200mm Runner



Drop-Over Cable Protector - Single Channel

Moulded Polyethylene.  
No Tool installation, Interlocking Modules.

Model	Description
CHANCC1	Body Size - 1010 x 135 x 20mm 1 Channels Size - 40mm wide x 12mm deep



Rubber Cable Protector - Multi-Channel

No Tool Installation, Interlocking Modules.

Model	Description
CHANCC3	Body Size - 960 x 600 x 70mm 3 Channels Size - 65mm wide x 50mm deep
CHANCC5	Body Size - 900 x 500 x 70mm 5 Channels Size - 35mm wide x 25mm deep





RT8011

Microban® High Chair

T-Shaped safety belt allows one handed button release.  
Designed with safety and cleanliness in mind for your youngest patron.  
Stackable for easy storage.  
Found in compliance with ASTM F404 and TUV standards.  
Microban® Anti-Bacteria Technologies provide full protection, resist odour & stain due to bacteria.  
Modern appearances plus anti-bacteria technologies allow easier cleaning than wooden.



Model	Description	Size
RT8011	High Chair/No Wheels	636 x 583 x 768mm



RT8013

Microban® High Chair Tray

To suit Microban® High Chair.  
Designed with safety & cleanliness in mind.

Model	Description	Size
RT8013	High Chair Tray	424 x 300 x 55mm



RT8015

Castor Wheel Kit

To suit Microban® High Chair.


Model	Description	Size
RT8015	Castor Wheel Kit	N/A



LMSOLO

Solo Lift Pro

The Solo Lift Pro allows a box to be lifted and carried with only one hand!  
Leaves one hand free to open doors, press elevator buttons or hold handrails.  
Solo Lift Pro helps prevent:  
- Risk of low back strain  
- Need to bend Lumbar spine  
- Won't strain trying get under box for lifting  
- Won't twist/overstretch while placing boxes



LMDUAL

Dual Lift

The Dual Lift adds "handles" to any box.  
Suitable for lifting heavy boxes up to 45kg.  
There's no need to tilt your shoulders or twist your spine just to get your fingers under the box so you can lift it.  
Simply attach the Dual Lift handles onto the box and lift with your legs.



LADDER & ACCESS EQUIPMENT



5

Team Step .....	96
Monstar Step.....	97
Monstar Ladders .....	98-100
Platform Ladders.....	102-104
Double Sided Ladders .....	105
Extension Ladders.....	106
Order Picking Ladders .....	107
Warehouse & Mobile Platforms .....	108
Mezzanine Access & Lifts.....	109
Work Platforms .....	110



TEAMSTEP



visit [www.teamstep.com.au](http://www.teamstep.com.au) for the latest information & details on all our TeamStep products.

STEP UP®  
“Strongest & Safest Unit in the Market”

Large Deck Size 370mm x 370mm.  
Fitted with Non-Slip Tape.  
Four Way Access.  
Standard with Rubber Feet

Available in Orange & Yellow.

- SCHOOLS • OFFICE • WAREHOUSE & RETAIL

Model	Size	Height	Capacity	Weight
TSSU	370 x 370mm	370mm	260kg	5.0kg



TEAMSTEP

MOBILE TEAMSTEP®  
“Always a Step Above”

Totally Mobile.  
Anti-Slip Surface.  
Lightweight, durable one piece construction.  
Stackable.  
No rusting or dangerous sharp edges.  
Castors are spring loaded to retract when TEAMSTEP is in use.  
Fitted with Non-Slip Tape.  
Made of Rotomoulded Plastic.

Available in Blue & Yellow

- SCHOOLS • OFFICE • WAREHOUSE & RETAIL

Model	Size	Height	Capacity	Weight
TSTS	315mm	395mm	180kg	4.2kg



TEAMSTEP

JUMBO TEAMSTEP®  
“Best of Both Worlds”

All the benefits of the TEAMSTEP® but with the large deck size of the Square STEP-UP®  
Totally Mobile.  
Anti-Slip Surface.  
Lightweight, durable one piece construction.  
Stackable.  
Castors are spring loaded to retract when TEAMSTEP is in use.  
Fitted with Non-Slip Tape.

Available in Yellow.

- OFFICE • WAREHOUSE • SHOP • SCHOOLS
- IDEAL FOR TRADESPEOPLE

Model	Size	Height	Capacity	Weight
TSJUMBO	375mm	355mm	180kg	4.2kg



MONSTAR STEP  
[www.monstarladders.com.au](http://www.monstarladders.com.au)

PRODUCT  
UPGRADE

Outperforms other similar safety steps in longevity and strength.

The all new Monstar Step is the only plastic safety step that has superior design features over existing injection moulded safety steps available in Australia.  
The Monstar Step is a quality, cost effective solution designed for intermittent use. Designed to be durable, safe and robust.  
Monstar Step has a larger, safer area of non slip tape including an indentation on the lower step so the tape will not wear away - ensuring longevity of non slip surface.  
The Monstar Steps come with the following features, benefits and specifications.



- Large Deck Size - 370mm x 370mm.
- Fully Fitted with Non-Slip Tape.
- Four Way Access.
- Rubber Feet.

- LARGE DECK SIZE 370 x 370MM
- LOAD CAPACITY 260KG RATED
- LIGHTWEIGHT WITH 3.5KG ONLY

MONSTAR STEP

Model	Deck Size	Height	Capacity	Weight
MONSTEP	370 x 370mm	375mm	260kg	3.5kg



Built-in Rubber Feets



Four Way Non-Slip Access



Fully Fitted With Non-Slip Tape

# LITTLE MONSTAR

www.monstarladders.com.au



Compact Step Ladder designed for safe, easy and efficient use for a wide range of applications.

A range of Compact Step Ladders designed and manufactured to meet the highest demanding applications in Australia. These ladders are built with industry rated material for moderate to high level use.

- 150kg Load Rating.
- Lightweight, Manoeuvrable and easy to use.
- Rear Roller Castors for ease of movement.
- Heavy Duty Tread for added safety on all steps.
- Strong Safety Bracket including recess for Storing Tools and Bucket Hooks.
- Light, Strong, Aluminium Construction.



- ALUMINIUM
- 150KG HEAVY-DUTY
- LIGHTWEIGHT

150kg Compact Step Ladder

Model	Type	Footprint	Top Step Height	Safety Bracket Height	Dimensions	Weight
MONLM2	2 Step	620 x 530mm	480mm	480mm	900 x 550 x 150mm	6kg
MONLM3	3 Step	900 x 550mm	680mm	480mm	1200 x 580 x 150mm	8kg
MONLM4	4 Step	1180 x 550mm	910mm	760mm	1500 x 580 x 150mm	9kg

# MONSTAR LADDER

www.monstarladders.com.au



Strong, Lightweight Platform Ladder designed for Heavy Duty Industrial use.

A range of Platform Ladders designed and manufactured to meet the highest demanding applications in Australia. These ladders are built with industry rated material for moderate to high level use.

- Fully Welded Construction.
- Checkerplate Platform.
- Wide Base with Rubber Feet.
- 700mm x 400mm Platform
- Exceeds AS/NZS 1892.1.
- Standard Work Platform.
- Fully Welded Retractable Castors.
- Optional Handrails Available.



Safety Gate



Folded Ladder



Stronger Constructure



- ALUMINIUM
- 150KG HEAVY-DUTY
- LIGHTWEIGHT



Safety Bar



Large Platform



Castor Wheels

150kg Platform Ladder

Model	Type	Footprint	Platform Height	Total Height	Dimensions	Weight
MONSTAR2	2 Step	1040 x 720mm	570mm	1440mm	1450 x 720 x 200mm	9kg
MONSTAR3	3 Step	1230 x 720mm	850mm	1720mm	1720 x 720 x 200mm	11kg
MONSTAR4	4 Step	1420 x 720mm	1130mm	2000mm	2000 x 720 x 200mm	13kg
MONSTAR5	5 Step	1610 x 720mm	1410mm	2280mm	2260 x 720 x 200mm	15kg
MONSTAR6	6 Step	1810 x 720mm	1690mm	2560mm	2530 x 720 x 200mm	17kg
HR - OPTIONAL HAND RAIL						



# MONSTAR LADDER

www.monstarladders.com.au



Designed for easy, efficient use in warehousing and workplace environments.

Monstar Order Picking Ladders provide safe and secure access to all your elevated stock.

All Monstar Order Picking Ladders feature a huge 585mm x 730mm work platform, retractable safety castors and a 150kg Rated Capacity, reinforced with a strong welded construction.

The Monstar Order Picker is guaranteed to make stock picking safer and more efficient for your business.

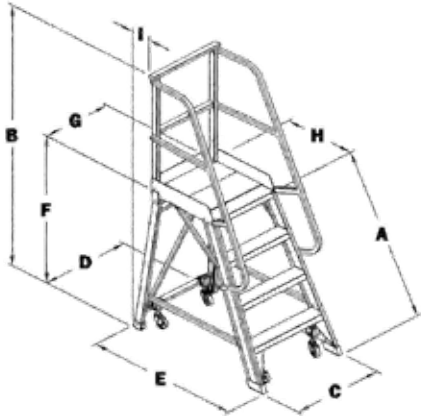
- ALUMINIUM
- 150KG HEAVY-DUTY
- LIGHTWEIGHT



- Made to AS/NZS 1892.1.
- Spring Loaded Castors.
- Safety Gate for Security and Stability at Elevated Heights.
- Designed for use on Commercial Sites and Warehouses.
- Light, Strong, Aluminium Construction with Ribbed Tread.
- Fully Welded Construction.
- Lightweight, Manoeuvrable & easy to use.

150kg Order Picker Ladder

Model	Type	A	B	Footprint C x E	D	F	G	H	I
MONOP2	2 Step	620mm	1466mm	675 x 1025mm	659mm	565mm	585mm	730mm	17mm
MONOP3	3 Step	927mm	1742mm	715 x 1167mm	695mm	840mm	585mm	730mm	37mm
MONOP4	4 Step	1222mm	2017mm	758 x 1305mm	735mm	1115mm	585mm	730mm	60mm
MONOP5	5 Step	1524mm	2290mm	800 x 1460mm	775mm	1390mm	585mm	730mm	87mm
MONOP6	6 Step	1812mm	2570mm	844 x 1595mm	815mm	1665mm	585mm	730mm	112mm



INDALEX Industrial Aluminium Slimline Platform Ladder - 120kg

Special slim ladder, lightweight, easy to store.  
Strong construction with aluminium hinge & connection between steps.  
TRDP5/2 - TRDP7/4 fold to just 40mm thick.  
Impressive 150kg load rating on TRDP8/5.  
Industrial duty rated. Designed for use on industrial work sites.  
Light, strong, aluminium construction.  
Double sided for greater versatility and greater load bearing strength.  
Anti-slip feet for added safety & stability.  
Made to Australian & New Zealand standards AS/NZS 1892.  
1 Year warranty.

Model	Type	Overall Height	Platform Height	Weight
TRDP5-2	2 Step	1520mm	600mm	5.6kg
TRDP6-3	3 Step	1830mm	900mm	6.9kg
TRDP7-4	4 Step	2130mm	1200mm	8.3kg
TRDP8-5	5 Step	2400mm	1500mm	11kg

TRDP5/2 & TRDP7/4  
FOLD TO JUST  
40mm THICK!



BAILEY Industrial Aluminium Retail & Office Platform Stepladder - 120kg

Large 300mm deep and 350mm wide platform provides a comfortable work position.  
Industrial Duty Rated and designed for use on industrial work sites where strength, durability and safety is required.  
120kg load rating.  
Trapezoidal tread profile for strength and durability.  
115mm deep when closed makes it easy to store when not in use.  
Made to Australian & New Zealand standards AS/NZS 1892.  
1 Year warranty.

Model	Type	Rech Height	Platform Height	Weight
FS13868	2 Step	2600mm	570mm	4.5kg
FS13869	3 Step	2900mm	850mm	5.6kg
FS13870	4 Step	3100mm	1130mm	6.9kg



INDALEX Aluminium Platform Ladder - 150kg

Industrial duty rated, heavy duty 150kg load rating.  
Anti-slip large extruded work platform and rubber feet for added safety and stability.  
Made to Australian & New Zealand standards AS/NZS 1892.  
Platform work area - 660mm x 400mm and solid 900mm high guard rail.

Model	Type	Platform Height	Weight
PROP5-2	2 Step	600mm	11.0kg
PROP6-3	3 Step	900mm	12.0kg
PROP7-4	4 Step	1200mm	13.0kg
PROP8-5	5 Step	1500mm	14.0kg
PROP9-6	6 Step	1800mm	16.0kg
PROP10-7	7 Step	2100mm	20.0kg
PROP11-8	8 Step	2400mm	22.0kg
PROP12-9	9 Step	2700mm	24.0kg
PROP13-10	10 Step	3000mm	26.0kg
PROP15-12	12 Step	3600mm	30.0kg



Also available - wheel kits, locking gates, hand rails, tool tray and heavy duty top shelf.

BAILEY

BAILEY P170 Job Station Aluminium Platform Stepladder - 170kg

Huge Platform Area (610 x 457mm).  
Extra Strong, Haevy Duty Aluminium Construction.  
New 'Trapezoidal Tread Design' provides an incredibly strong tread to stile joint.  
Fully Integrated Bracing and Castor System.  
Made to Australian & New Zealand standards AS/NZS 1892.

Model	Type	Platform Height	Maximum Reach	Weight
FS13538	3 Step	900mm	2870mm	16.9kg
FS13539	4 Step	1200mm	3160mm	18.4kg
FS13540	5 Step	1500mm	3450mm	19.9kg
FS13541	6 Step	1800mm	3740mm	21.9kg
FS13542	7 Step	2030mm	4030mm	27.4kg
FS13543	8 Step	2320mm	4320mm	28.4kg
FS13544	10 Step	2910mm	4910mm	33.2kg
FS13545	12 Step	3490mm	5490mm	37.6kg
FS13954	Optional Safety Gate Kit			2.4kg



Castors Included



FS13954  
Optional Safety Gate



BAILEY

BAILEY P150 Riveted Aluminium Platform Stepladder - 150kg

Lightweight and highly portable.  
Fully functional magnetised handrail secures tools and fasteners.  
Large standing area (508 x 416mm) adds comfort and stability.  
Checker plate deck pattern provides an anti-slip standing area.  
Large anti-slip feet for stability and durability.  
Made to Australian & New Zealand standards AS/NZS 1892.

Model	Type	Platform Height	Maximum Reach	Weight
FS13580	3 Step	900mm	2900mm	11.0kg
FS13581	4 Step	1200mm	3200mm	12.5kg
FS13582	5 Step	1500mm	3500mm	13.9kg
FS13583	6 Step	1800mm	3800mm	15.8kg
FS13584	Optional Castor Kit			3.5kg
FS13952	Optional Safety Gate Kit			2.6kg



FS13584  
Optional Castor Kit



FS13952  
Optional Safety Gate



BAILEY

BAILEY Professional Punchlock Aluminium Platform Stepladder - 170kg

Industrial duty rated, designed for use on industrial work sites.  
Made to Australian & New Zealand Standards AS/NZS 1892.1.

Model	Type	Platform Height	Maximum Reach	Weight
FS13931	2 Step	570mm	2570mm	8.8kg
FS13932	3 Step	850mm	2860mm	10.0kg
FS13933	4 Step	1130mm	3140mm	11.1kg
FS13934	5 Step	1420mm	3430mm	12.3kg
FS13935	6 Step	1700mm	3710mm	14.0kg
FS13936	7 Step	1990mm	4000mm	19.5kg
FS13937	8 Step	2270mm	4280mm	21.0kg
FS13991	Optional Castor Wheel Kit (White) Fits 2-5 Step			2.5kg
FS13992	Optional Castor Wheel Kit (Yellow) Fits 6-7 Step			2.5kg
FS13993	Optional Castor Wheel Kit (Green) Fits 8 Step			3.3kg
FS13952	Optional Safety Gate Kit			2.7kg



FS13952  
Optional Safety Gate



BAILEY

BAILEY P170 Job Station Fibreglass Platform Stepladder - 170kg

Large 610 X 457mm platform for added safety and all day standing comfort.  
Electro-safe fibreglass design makes it suitable to use where an electrical hazard exists.  
Anti-slip PVC boots for added stability.  
Multi-function handrail for tool storage.  
Made to Australian & New Zealand standards AS/NZS 1892.

Model	Type	Platform Height	Maximum Reach	Weight
FS13530	3 Step	900mm	2870mm	16.9kg
FS13531	4 Step	1200mm	3160mm	18.4kg
FS13532	5 Step	1500mm	3450mm	19.9kg
FS13533	6 Step	1800mm	3740mm	21.9kg
FS13534	7 Step	2030mm	4030mm	27.4kg
FS13535	8 Step	2320mm	4320mm	28.4kg
FS13536	10 Step	2910mm	4910mm	33.2kg
FS13537	12 Step	3490mm	5490mm	37.6kg
FS13954	Optional Safety Gate Kit			2.4kg



Castors Included



FS13954  
Optional Safety Gate



BAILEY

BAILEY P150 Riveted Fibreglass Platform Stepladder - 150kg

Lightweight and highly portable.  
Fully functional magnetised handrail secures tools and fasteners.  
Large standing area (508 x 416mm) adds comfort and stability.  
Checker plate deck pattern provides an anti-slip standing area.  
Large anti-slip feet for stability and durability.  
Made to Australian & New Zealand standards AS/NZS 1892.

Model	Type	Platform Height	Maximum Reach	Weight
FS13576	3 Step	900mm	2900mm	12.1kg
FS13577	4 Step	1200mm	3200mm	13.8kg
FS13578	5 Step	1500mm	3500mm	15.4kg
FS13579	6 Step	1800mm	3800mm	17.5kg
FS13584	Optional Castor Kit			3.5kg
FS13952	Optional Safety Gate Kit			2.6kg



FS13584  
Optional Castor Kit



FS13952  
Optional Safety Gate



BAILEY

BAILEY Professional Punchlock Fibreglass Platform Stepladder - 170kg

Large 400 X 500mm platform for added safety and all day standing comfort.  
Anti-slip PVC boots for added stability and multi-function handrail for tool storage.  
Made to Australian & New Zealand standards AS/NZS 1892.

Model	Type	Platform Height	Maximum Reach	Weight
FS13945	2 Step	570mm	2570mm	11.4kg
FS13946	3 Step	860mm	2860mm	13.1kg
FS13947	4 Step	1140mm	3140mm	14.8kg
FS13948	5 Step	1430mm	3430mm	16.5kg
FS13949	6 Step	1710mm	3710mm	18.7kg
FS13950	7 Step	2000mm	4000mm	24.8kg
FS13951	8 Step	2280mm	4280mm	26.8kg
FS13991	Optional Castor Wheel Kit (White) Fits 2-3 Step			2.5kg
FS13992	Optional Castor Wheel Kit (Yellow) Fits 4-6 Step			2.5kg
FS13993	Optional Castor Wheel Kit (Green) Fits 7-8 Step			3.3kg
FS13952	Optional Safety Gate Kit			2.7kg



FS13952  
Optional Safety Gate



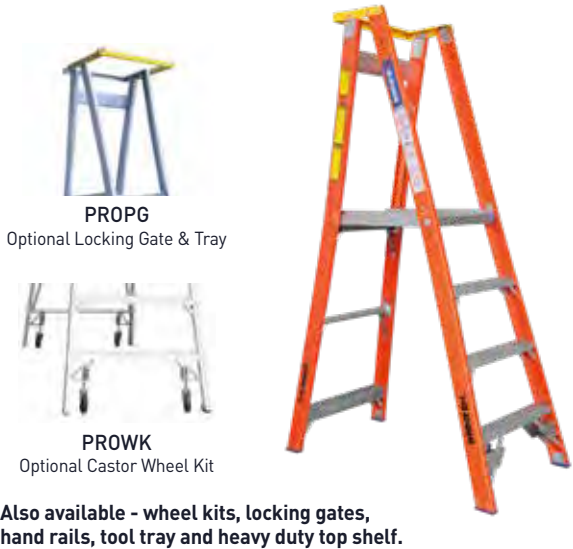




INDALEX Pro Series Industrial Fibreglass Platform Ladder - 150kg

Platform Work Area - 660mm x 400mm.  
Solid 900mm High Guard Rail.  
Made to Australian & New Zealand standards AS/NZS 1892.

Model	Type	Platform Height	Weight
PROPF5-2	2 Step	600mm	13.0kg
PROPF6-3	3 Step	900mm	14.0kg
PROPF7-4	4 Step	1200mm	16.0kg
PROPF8-5	5 Step	1500mm	17.0kg
PROPF9-6	6 Step	1800mm	20.0kg
PROPF10-7	7 Step	2100mm	24.0kg
PROPF11-8	8 Step	2400mm	26.0kg
PROPF12-9	9 Step	2700mm	28.0kg
PROPF13-10	10 Step	3000mm	30.0kg
PROPF15-12	12 Step	3600mm	36.0kg



Also available - wheel kits, locking gates, hand rails, tool tray and heavy duty top shelf.



BAILEY Aluminium Adjustable Height Platform Stepladder - 170kg

3 - 4 - 5 - 6 Step

Adjustable height to cover 4 sizes of platform step ladder. (3 Step, 4 step, 5 step & 6 step).  
Single-handed, self-locking mechanism. Enables easy adjustment.  
Fully adjustable back-leg approx. 49mm increments enabling product to be used on stairs and sloping surfaces.  
Large standing platform 420mm wide x 500mm deep.  
Multi-functional handrail for tools and equipment.  
Safety gate compatible "pre-drilled ready fit" (fs13952- optional extra).  
Light weight for this type of product (18.8kg).  
Product is shipped and displayed on shelf with outriggers in the closed position.  
On first use the user pulls out the outriggers and they lock permanently into position.  
Made to Australian & New Zealand standards AS/NZS 1892.



Model	Step	Nominal Size	Platform Height	Reach Height	Weight
FS13999	3 Step	1860mm	850mm	2850mm	18.8kg
	4 Step	2160mm	1140mm	3140mm	
	5 Step	2460mm	1420mm	3420mm	
	6 Step	2760mm	1710mm	3710mm	



INDALEX Riveted Solid Aluminium Double Sided Step Ladder - 120kg, 135kg, 150kg & 180kg

3 Year Warranty for Tradesman and lifetime warranty for Pro Series.  
Made to Australian & New Zealand standards AS/NZS 1892.

Model	Type	Capacity	Ladder Size	Weight
TRDS2D	2 Step	150kg	600mm	3.0kg
TRDS3D	3 Step	150kg	900mm	4.1kg
TRDS4D	4 Step	150kg	1200mm	4.9kg
TRDS5D	5 Step	135kg	1500mm	6.5kg
TRDS6D	6 Step	135kg	1800mm	7.4kg
TRDS7D	7 Step	120kg	2100mm	9.2kg
TRDS8D	8 Step	120kg	2400mm	10.0kg
PROS9D	9 Step	180kg	2700mm	14.0kg
PROS10D	10 Step	180kg	3000mm	16.0kg
PROS12D	12 Step	150kg	3600mm	20.0kg
PROS14D	14 Step	150kg	4300mm	25.0kg
PROS16D	16 Step	150kg	4800mm	30.0kg



INDALEX Pro Series Fibreglass Double Sided Step Ladder - 150kg & 180kg

Aluminium components have been anodized for better corrosion resistance and lower retention of dirt and grime.  
Heavy Duty Fixed Feet for 8ft - 16ft.  
5 Year Warranty.  
Made to Australian & New Zealand standards AS/NZS 1892.

Model	Type	Capacity	Ladder Size	Weight
PROSF3D	3 Step	180kg	900mm	5.8kg
PROSF4D	4 Step	180kg	1200mm	7.4kg
PROSF5D	5 Step	180kg	1500mm	9.2kg
PROSF6D	6 Step	180kg	1800mm	11.0kg
PROSF7D	7 Step	180kg	2100mm	13.0kg
PROSF8D	8 Step	180kg	2400mm	15.0kg
PROSF10D	10 Step	180kg	3000mm	21.0g
PROSF12D	12 Step	150kg	3700mm	26.0kg
PROSF14D	14 Step	150kg	4300mm	30.0kg
PROSF16D	16 Step	150kg	4800mm	36.0kg



INDALEX PROMT Aluminium Multi-Purpose Ladder

6 Different ladders in 1.  
A locking hinge allows the ladder to be positioned in a number of different configurations.  
Industrial grade aluminium construction.  
Designed for use on industrial work sites.  
Rungs utilise a 3-piece rung joint system for greater strength & durability.  
Anodized aluminium components for superior corrosion resistance.

Model	Type	Ladder Height - Stairway	Ladder Height - 2 Scaffold Bases	Ladder Height - Twin	Ladder Height - Extension
PROMT11	Extended - 12 Step	1300 - 1500mm	300 - 1200mm	1000 - 1500mm	2000 - 3000mm
PROMT15	Extended - 16 Step	1600 - 2100mm	300 - 1200mm	1300 - 2100mm	2600 - 4200mm
PROMT19	Extended - 20 Step	1900 - 2700mm	300 - 1200mm	1600 - 2700mm	3200 - 5400mm





EXTENSION LADDERS



INDALEX Industrial Trade Aluminium Extension Ladder - 135kg

3 Year warranty.  
Industrial duty rated. Designed for use on industrial work sites.  
Light, strong, aluminium construction.  
Double sided for greater versatility and greater load bearing strength.  
Anti-slip feet for added safety & stability.  
Made to Australian & New Zealand standards AS/NZS 1892.

Model	Type	Ladder Size	Weight
TRDX16	Extended - 16 Step	2900/4700mm	12.5kg
TRDX18	Extended - 18 Step	3200/5300mm	13.5kg
TRDX22	Extended - 22 Step	3800/6600mm	15.5kg



INDALEX Pro Series Aluminium Extension Ladder - 130kg & 180kg

Industrial Grade Aluminium Construction.  
Designed for use on industrial work sites.  
Rungs utilise a 3-Piece Rung Joint System for greater strength & durability.  
Anodized Aluminium Components for superior corrosion resistance.  
Made to Australian & New Zealand standards AS/NZS 1892.

Model	Type	Capacity	Ladder Size	Weight
PROX14	Extended - 14 Step	180kg	2600/4100mm	15.0kg
PROX18	Extended - 18 Step	180kg	3200/5300mm	19.0kg
PROX22	Extended - 22 Step	180kg	3800/6600mm	19.0kg
PROX26	Extended - 26 Step	150kg	4400/7800mm	24.0kg
PROX30	Extended - 30 Step	150kg	5000/9000mm	26.0kg
PROX33	Extended - 33 Step	130kg	5600/9900mm	28.0kg
PROX36	Extended - 36 Step	130kg	6300/10800mm	33.0kg



INDALEX Trade Industrial Fibreglass Extension Ladder - 120kg & 135kg

3 Year Warranty.  
V-Bracket fitted as standard.  
Made to Australian & New Zealand standards AS/NZS 1892.

Available - Optional Retractable Castors/Wheels Kits.  
- Optional 'Fold Away' Safety Gate for 2-6 Step Model.

Model	Type	Capacity	Ladder Size	Weight
TRDXF14	Extended - 14 Step	135kg	2800/4300mm	17.0kg
TRDXF18	Extended - 18 Step	135kg	3400/5500mm	21.0kg
TRDXF22	Extended - 22 Step	135kg	4000/6700mm	24.0kg
TRDXF26	Extended - 26 Step	120kg	4900/8200mm	30.0kg



INDALEX Aluminium Order Picking Ladder - 180kg

Durable heavy duty rated industrial aluminium.  
Folds easily for storage & transportation.  
Front & rear platform gates allow for walk through ability.  
Near vertical rear section allows access right up against shelving or truck deck.  
Made to Australian & New Zealand standards AS/NZS 1892.

Model	Type	Platform Height	Weight
ODP3	3 Step	720mm	25kg
ODP4	4 Step	950mm	29kg
ODP5	5 Step	1210mm	33kg
ODP6	6 Step	1450mm	36kg
ODP7	7 Step	1690mm	44kg
ODP8	8 Step	1930mm	45kg
ODP9	9 Step	2170mm	49kg
ODP10	10 Step	2410mm	55kg
ODP11	11 Step	2650mm	60kg



"WALK THROUGH" MODEL

BAILEY Aluminium Access Platform Ladder - 200kg

Manually operated braking system.  
Large 125mm wheels for portability and easy glide action.  
100mm deep treads improve safety and comfort when climbing.  
Work from three sides on the large, stable work platform, shelf included.  
Supplied as a flat pack for optimal transporting, assembly required.  
Made to Australian & New Zealand standards AS/NZS 1892.

Model	Type	Platform Height	Weight
FS13591	3 Step	828mm	38.1kg
FS13592	4 Step	1104mm	40.6kg
FS13593	5 Step	1381mm	43.0kg
FS13594	6 Step	1656mm	46.0kg
FS13595	7 Step	1933mm	48.5kg
FS13596	8 Step	2209mm	51.0kg
FS13597	10 Step	2761mm	62.0kg
FS13598	12 Step	3313mm	69.0kg
FS13599	14 Step	3866mm	76.4kg



BAILEY Aluminium Modular Access / Platform Ladder - 200kg

The modular access system is industrial rated for use on commercial and industrial sites.  
Strong, fully welded design fabricated from heavy duty aluminium.  
The access system is designed for high frequency, heavy duty use.  
Highly manoeuvrable and lightweight.  
The off-the-shelf solution means no lengthy lead times.  
Removable handrails for safe access to the work zone.  
Foot operated castors break for stability.  
Supplied as a flat pack for optimal transporting.  
Standard sized fasteners and included tools for improved assembly time.  
Easy to follow picture-based instructions with actual size bolt template.  
Made to Australian & New Zealand standards AS/NZS 1892.

Model	Type	Platform Size	Weight
FS13789	4 Step	1000mm	16.5kg
FS13790	4 Step	2000mm	31.0kg





StockMaster Navigator

Automatic braking.  
Fast repositioning  
Highly manoeuvrable.  
Automatic safety gate at platform entry.  
Side opening rota-gate for easy stock picking.



Model	Height	5kg Working Range	20kg Working Range
SMN04	1145mm	1400 - 2800mm	1400 - 2300mm
SMN05	1435mm	1700 - 3100mm	1700 - 2600mm
SMN06	1720mm	2000 - 3400mm	Not Suitable
SMN07	2005mm	2300 - 3700mm	Not Suitable
SMN08	2295mm	2500 - 3900mm	Not Suitable
SMN09	2580mm	2800 - 4200mm	Not Suitable
SMN10	2865mm	3100 - 4500mm	Not Suitable
SMN11	3155mm	3400 - 4800mm	Not Suitable
SMN12	3440mm	3700 - 5100mm	Not Suitable
SMN13	3735mm	4000 - 5400mm	Not Suitable
SMN14	4015mm	4300 - 5700mm	Not Suitable



StockMaster StepThru

Mobile access steps for indoor and outdoor use.  
Provides safe flexible access for container loading, transport vehicles, loading docks and mezzanine floors.  
Moves easily over sealed or unsealed surfaces and slopes.  
150kg load rating.



Model	Platform Height	Service Height Range
SM-ST03	860mm	900 - 1185mm
SM-ST04	1145mm	1185 - 1475mm
SM-ST05	1435mm	1475 - 1760mm
SM-ST06	1720mm	1760 - 2045mm
SM-ST07	2005mm	2045 - 2335mm
SM-ST08	2295mm	2335 - 2620mm
SM-ST09	2580mm	2620 - 2905mm
SM-ST10	2865mm	2905 - 3150mm



StockMaster LiftTruk

Lifts up to 60kg.  
No battery required.  
Greatly improves safety.  
Available - PRO Version with Safety Gate and Rota Gate.



Model	Height	5kg Working Range	20kg Working Range
SMLT04M	1145mm	1400 - 2800mm	1400 - 2300mm
SMLT05M	1435mm	1700 - 3100mm	1700 - 2600mm
SMLT06M	1720mm	2000 - 3400mm	2000 - 2900mm
SMLT07M	2005mm	2300 - 3700mm	2300 - 3200mm
SMLT08M	2295mm	2500 - 3900mm	2500 - 3400mm
SMLT09M	2580mm	2800 - 4200mm	2800 - 3700mm
SMLT010M	2865mm	3100 - 4500mm	3100 - 4000mm
SMLT011M	3155mm	3400 - 4800mm	3400 - 4200mm
SMLT012M	3440mm	3700 - 5100mm	3700 - 4600mm
SMLT013M	3735mm	4000 - 5400mm	4000 - 4900mm
SMLT014M	4015mm	4300 - 5700mm	4300 - 5200mm



StockMaster Mezzalad

Personnel access ladder for access to mezzanines, lofts and other elevated work and storage areas.  
Stores flat against the wall and is brought to the use position with a simple lift and pull.  
Includes a safety gate at the upper floor level.



Model	Minimum Service Height	Maximum Service Height
SM-VH01	2330mm	2529mm
SM-VH02	2529mm	2744mm
SM-VH03	2744mm	2977mm
SM-VH04	2977mm	3225mm



StockMaster Tracker

Lifts up to 60kg.  
No Battery Required.  
Greatly Improves Safety.  
Available - PRO Version with Safety Gate and Rota Gate.



Model	Height	Working Range
SMT03	860mm	1100 - 2700mm
SMT04	1145mm	1400 - 3000mm
SMT05	1435mm	1700 - 3300mm
SMT06	1720mm	2000 - 3600mm
SMT07	2005mm	2300 - 3900mm
SMT08	2295mm	2900 - 4200mm
SMT09	2580mm	2800 - 4400mm
SMT10	2865mm	3100 - 4700mm
SMT11	3155mm	3400 - 5000mm
SMT12	3440mm	3700 - 5300mm
SMT13	3735mm	4000 - 5600mm
SMT14	4015mm	4300 - 5900mm



StockMaster Mezzalift

Manually operated Goods Lift for transfer of single items or stacked loads to Mezzanine floors and other Elevated Work and Storage areas.  
Maximum recommended load 60kg.  
Adjusts in length to suit the height of the mezzanine.



Model	Service Height Rating
SM-MH08	2250 - 2555mm
SM-MH09	2535 - 2840mm
SM-MH10	2820 - 3125mm
SM-MH11	3110 - 3415mm
SM-MH12	3395 - 3700mm
SM-MH13	3685 - 3990mm
SM-MH14	3970 - 4275mm





WORK PLATFORMS

These Team Systems Work Platforms are the only safe and authority approved way of lifting personnel to a height when using a forklift.



APPROVED PERSONNEL PLATFORM!

**TSWP**  
**Work Platform**  
Manufactured to meet Australian Standards - AS-2359.1.  
Designed to carry 2 people & up to 250kg.  
1200 X 1200 x 1000mm with 2200mm safety screen.  
Toe boards on all sides.  
Full length fork sleeves with skid resistant floor plates.  
Inward opening self closing door and internal hand rail.  
Safety chains fitted, 40mm square tube construction.  
Pins supplied for attaching to fork.  
Two harness anchor points.  
Precision made quality construction.  
Australian made.



**BH01151**  
**Optional Safety Harness**  
Energy Absorbing 2.0m Lanyard.  
Particularly suited to the hire industry.  
Fall/Arrest 136kg.  
Only available for use on fully welded work platform as per the TSWP pictured here.  
NOTE: The use of a safety harness is not mandatory with this platform.



FOLDS AWAY IN ONLY 5 MINUTES!

**TSWPF**  
**Collapsible Work Platform**  
250kg Rating  
Stores & assembles with ease.  
Ideal for freighting.  
Complies with Australian Safety Standards - AS-2359-1.  
Comes ready to use.



HOSPITALITY & PLASTIC STORAGE

HOSPITALITY & PLASTIC STORAGE



Hospitality Containers .....	112-114
Catering & Kitchenware .....	115-118
Hospitality & Cleaning Equipment.....	119-122
Rotomoulded Tubs.....	123
Bins & Dollies .....	124-125
Storage Containers.....	126-127
Stack, Nest & Ventilated Crates .....	128-133
Buckets & Bulk Bins .....	134-136
Longspan Shelving & Action Racks .....	137
Workbenches & Lockers.....	138-140



Trust

GREY


WHITE

RED

YELLOW

GREEN

BLUE



RT1011

THOR® Round Container

Capacity	Dimensions
38 Litre	400 x 440mm

Trust

GREY


WHITE

RED

YELLOW

GREEN

BLUE



RT1010

THOR® Round Container

Capacity	Dimensions
60 Litre	470 x 545mm

Trust

GREY


WHITE

RED

YELLOW

GREEN

BLUE



RT1012

THOR® Round Container

Capacity	Dimensions
75 Litre	490 x 570mm

Trust

GREY


WHITE

RED

YELLOW

GREEN

BLUE



RT1013

THOR® Round Container

Capacity	Dimensions
121 Litre	560 x 700mm

Trust

GREY


WHITE

RED

YELLOW

GREEN

BLUE




RT1014

THOR® Round Container

Capacity	Dimensions
166 Litre	610 x 800mm

Trust

GREY



RT1015

THOR® Round Container

Capacity	Dimensions
208 Litre	670 x 840mm

Trust

GREY


WHITE

RED

YELLOW

GREEN

BLUE



RT1610 - 1615


THOR® Round Lids

To suit RT1010/RT1011/RT1012/RT1013/RT1014/RT1015

Suit
RT1010/RT1011/RT1012/RT1013/RT1014/RT1015

Trust

GREY



RT1623


THOR® Funnel Lid

To suit RT1013

Suit	Dimensions
RT1013	568 x 129mm

Trust

BLACK



RT1819


THOR® Universal Drum Dolly

Can easily transport steel drums.

Model	Dimensions
RT1819	619 x 181mm

Trust

BLACK



RT1811


THOR® Round Dolly

To suit RT1010/RT1012/RT1013/RT1014/RT1015

Model	Dimensions
RT1811	464 x 168mm

Trust

BLACK



RT1813


THOR® Quiet Round Dolly

To suit RT1012/RT1013/RT1014/RT1015

Model	Dimensions
RT1813	464 x 168mm

Trust

BLACK



RT1814

Svelte® Dolly

To suit RT1211/RT1213

Model	Dimensions
RT1814	516 x 290 x 260mm


Trust

GREY

BEIGE

GREEN

BLUE



RT1215

Svelte® Container

Capacity	Dimensions
46 Litre	499 x 249 x 630mm

Trust

GREY


BLACK

BEIGE

BROWN

GREEN

BLUE



RT1211

Svelte® Container

Capacity	Dimensions
60 Litre	570 x 272 x 632mm

Trust

GREY

BLACK

BEIGE

BROWN

GREEN

BLUE



RT1213

Svelte® Container

Capacity	Dimensions
87 Litre	570 x 272 x 756mm

Trust

GREEN

BLUE




RT1214

Svelte® Recycling Container

Capacity	Dimensions
87 Litre	570 x 272 x 756mm

Trust

GREEN




RT1641

Svelte® Bottle and Can Recycling Top

Model	Dimensions
RT1641	523 x 288 x 67mm

Trust

BLUE




RT1642

Svelte® Paper Recycling Top

Model	Dimensions
RT1642	523 x 288 x 67mm

Trust

L/GREY



RT1643

Svelte® Handle Top

Model	Dimensions
RT1643	523 x 288 x 70mm

Trust

GREY

BLACK

GREEN

BLUE




RT1644

Svelte® Swing Lid

Model	Dimensions
RT1644	523 x 288 x 115mm

Trust

BLACK




RT1645

Svelte® Connect Valve Style Lid

Model	Dimensions
RT1645	548 x 325 x 40mm

Trust

BLACK



RT1815


Svelte® Double-Compartment Dolly

To suit RT1211/RT1213

Model	Dimensions
RT1814	582 x 517 x 240mm

Trust

BLACK



RT1816


Svelte® Tri-Compartment Dolly

To suit RT1211/RT1213

Model	Dimensions
RT1814	873 x 517 x 240mm

Trust

BLACK



RT1817

Svelte® Four-Compartment Dolly

To suit RT1211/RT1213

Model	Dimensions
RT1814	1164 x 517 x 240mm

Trust

BLACK


GREY

WHITE

YELLOW

GREEN

BLUE



RT1302

Svelte® Step-on Container

Capacity	Dimensions
50 Litre	307 x 507 x 721mm

Trust

BLACK


GREY

WHITE

YELLOW

GREEN

BLUE



RT1303

Svelte® Step-on Container

Capacity	Dimensions
68 Litre	347 x 544 x 782mm

Trust

BLACK


GREY

WHITE

YELLOW

GREEN

BLUE



RT1304

Svelte® Step-on Container


Capacity	Dimensions
90 Litre	379 x 601 x 812mm

Trust

WHITE

YELLOW

BLUE



RT1253

Step-on Container


Capacity	Dimensions
45 Litre	413 x 400 x 600mm

Trust

WHITE

YELLOW

BLUE



RT1254

Step-on Container

Capacity	Dimensions
68 Litre	502 x 410 x 673mm

Trust

WHITE

YELLOW

BLUE



RT1255

Step-on Container


Capacity	Dimensions
87 Litre	502 x 447 x 826mm

Trust

GREY

WHITE

RED




RT1231

THOR® Square Container

Capacity	Dimensions
106 Litre	546 x 546 x 572mm

Trust

GREY




RT1661

THOR® Square Lid

Suit	Dimensions
RT1231	559 x 559 x 51mm

Trust

BLACK



RT1812

THOR® Square Dolly

Suit	Dimensions
RT1231	438 x 159mm

Trust

GREY


CLEAR

WHITE

RED

YELLOW

BLUE



RT3011

THOR® Tote Food Storage Box with Lid

Capacity	Dimensions
53 Litre	708 x 434 x 272mm

Trust

GREY


CLEAR

WHITE

RED

YELLOW

BLUE




RT3012

THOR® Large Tote Food Storage Box with Lid

Capacity	Dimensions
75 Litre	708 x 434 x 384mm

Trust

BLACK




RT4483

THOR® Tote Trolley

Suit	Dimensions
RT3011/RT3012	630 x 435 x 185mm

Trust

WHITE




Scrapper

Model	Dimensions
RT8511	240mm
RT8512	340mm
RT8513	420mm

Trust

WHITE



Ice Scrapper

Model	Dimensions
RT8514	240mm

Trust

WHITE



Spoon-shaped Scrapper

Model	Dimensions
RT8515	240mm
RT8516	340mm
RT8517	420mm

Trust

WHITE



RT8411

Food Material Storage Bin

Capacity	Dimensions
80 Litre	743 x 334 x 755mm

Trust

WHITE



RT8412

Food Material Storage Bin

Capacity	Dimensions
100 Litre	743 x 394 x 755mm

Trust

WHITE



RT8413

Food Material Storage Bin

Capacity	Dimensions
120 Litre	743 x 457 x 755mm

Trust

CLEAR



Measuring Spoon for Food Storage Bin

Model	Capacity	Dimensions
RT8414	1 Litre	274 x 122 x 120mm
RT8433	0.12 Litre	187 x 86 x 38mm
RT8434	0.48 Litre	117 x 130 x 133mm

Trust

WHITE



Food Material Storage Bin Lid

Model	Suit	Dimensions
RT8415	RT8411	737 x 307 x 48mm
RT8416	RT8412	737 x 368 x 48mm
RT8417	RT8413	737 x 437 x 48mm

Trust

BLACK




Comdiment Dispenser with Inserts

Model	Insert Capacity	Dimensions
RT8441	3 x 0.9 Litre	498 x 159 x 95mm
RT8442	4 x 0.7 Litre	498 x 159 x 95mm
RT8443	6 x 0.5 Litre	498 x 159 x 95mm

Trust

GREY




RT8231

Cutlery Bin

Compartment No.	Dimensions
4	540 x 292 x 95mm

Trust

GREY




RT8211

Bus/Utility Tote Box

Capacity	Dimensions
17 Litre	500 x 375 x 127mm

Trust

GREY



RT8216

Bus/Utility Tote Box Lid

Suit	Dimensions
RT8211	511 x 387 x 15mm



Trust RT8311 CLEAR  
RT8321 WHITE



RT8311 / RT8321  
Round Storage Container

Capacity	Dimensions
1.9 Litre	216 x 102mm

Trust RT8312 CLEAR  
RT8322 WHITE



RT8312 / RT8322  
Round Storage Container

Capacity	Dimensions
3.8 Litre	216 x 197mm

Trust RT8313 CLEAR  
RT8323 WHITE



RT8313 / RT8323  
Round Storage Container

Capacity	Dimensions
5.7 Litre	254 x 194mm

Trust RT8314 CLEAR  
RT8324 WHITE



RT8314 / RT8324  
Round Storage Container

Capacity	Dimensions
7.6 Litre	254 x 270mm

Trust RT8315 CLEAR  
RT8325 WHITE



RT8315 / RT8325  
Round Storage Container

Capacity	Dimensions
11.4 Litre	333 x 206mm

Trust RT8316 CLEAR  
RT8326 WHITE



RT8316 / RT8326  
Round Storage Container

Capacity	Dimensions
17.0 Litre	333 x 302mm

Trust RT8317 CLEAR  
RT8327 WHITE



RT8317 / RT8327  
Round Storage Container

Capacity	Dimensions
20.8 Litre	333 x 356mm

Trust RT8318 CLEAR  
RT8328 WHITE



RT8318 / RT8328  
Round Storage Container with Bail

Capacity	Dimensions
20.8 Litre	333 x 356mm

Trust YELLOW



RT8331  
Round Storage Container Lid  
Lid for RT8311/RT8312/RT8321/RT8322

Suit	Dimensions
1.9L / 3.8L Containers	222 x 22mm

Trust WHITE  
YELLOW



RT8332  
Round Storage Container Lid  
Lid for RT8313/RT8314/RT8323/RT8324

Suit	Dimensions
5.7L / 7.6L Containers	260 x 25mm

Trust WHITE  
YELLOW



RT8333  
Round Storage Container Lid  
Lid for RT8315/RT8316/RT8317/RT8318/  
RT8325/RT8326/RT8327/RT8328

Suit	Dimensions
11.4L / 17.0L / 20.8L Containers	340 x 30mm

Trust CLEAR  
BROWN  
YELLOW  
WHITE  
GREEN  
BLUE



RT8520  
LLDPE Chopping Board

Thickness	Dimensions
12mm	300 x 230 x 12mm

Trust



RT8521  
LLDPE Chopping Board

Thickness	Dimensions
15mm	508 x 308 x 15mm

Trust RED  
BROWN  
YELLOW  
WHITE  
GREEN  
BLUE



RT8526  
LLDPE Chopping Board

Thickness	Dimensions
15mm	455 x 308 x 15mm

Trust RED  
BROWN  
YELLOW  
WHITE  
GREEN  
BLUE



RT8522  
Chopping Boards Set (6 Colours Pack)

Thickness	Dimensions
15mm	508 x 308 x 15mm

Trust CLEAR



RT8265 / RT8266  
Cold Drinking Jugs

Model	Capacity
RT8265	2 Litre
RT8266	3.8 Litre

Trust RED  
BROWN  
YELLOW  
WHITE  
GREEN  
BLUE



RT8524  
LLDPE Chopping Board

Thickness	Dimensions
15mm	606 x 455 x 15mm

Trust RED  
BROWN  
YELLOW  
WHITE  
GREEN  
BLUE



RT8527  
LLDPE Chopping Board

Thickness	Dimensions
20mm	508 x 455 x 20mm

Trust RED  
BROWN  
YELLOW  
WHITE  
GREEN  
BLUE



RT8525  
LLDPE Chopping Board

Thickness	Dimensions
20mm	508 x 308 x 20mm

Trust RED  
BROWN  
YELLOW  
WHITE  
GREEN  
BLUE



RT8528  
LLDPE Chopping Board

Thickness	Dimensions
20mm	606 x 606 x 20mm

Trust SILVER



RT8523  
Stainless Steel Chopping Board Holder

Slot Width	Dimensions
6 x 15mm	306 x 282 x 286mm

Trust BLACK



RT8529  
Plastic Chopping Board Holder

Slot Width	Dimensions
6 x 25mm	263 x 352 x 216mm

Trust BROWN



PP Non-slip Round Tray


Model	Size	Dimensions
RT8281	Small	Dia. 275mm
RT8282	Medium	Dia. 355mm
RT8283	Large	Dia. 406mm
RT8284	X Large	Dia. 450mm

Trust BROWN



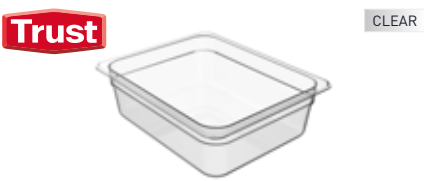
PP Non-slip Rectangle Tray

Model	Size	Dimensions
RT8285	Small	350 x 255mm
RT8286	Medium	405 x 305mm
RT8287	Large	455 x 365mm
RT8288	X Large	510 x 380mm



**Full Size Cold Food Pan**  
PolyCarbonate, BPA-free.  
Size: 530 x 325mm

Model	Capacity	Depth
RT8911-CLR	8.5 Litre	65mm
RT8912-CLR	13.0 Litre	100mm
RT8913-CLR	19.5 Litre	150mm
RT8914-CLR	25.7 Litre	200mm



**1/2 Size Cold Food Pan**  
PolyCarbonate, BPA-free.  
Size: 325 x 265mm

Model	Capacity	Depth
RT8921-CLR	3.8 Litre	65mm
RT8922-CLR	6.0 Litre	100mm
RT8923-CLR	8.8 Litre	150mm
RT8924-CLR	10.8 Litre	200mm



**1/3 Size Cold Food Pan**  
PolyCarbonate, BPA-free.  
Size: 325 x 176mm

Model	Capacity	Depth
RT8931-CLR	2.5 Litre	65mm
RT8932-CLR	3.8 Litre	100mm
RT8933-CLR	5.1 Litre	150mm
RT8934-CLR	7.0 Litre	200mm



**1/4 Size Cold Food Pan**  
PolyCarbonate, BPA-free.  
Size: 265 x 162mm

Model	Capacity	Depth
RT8941-CLR	1.6 Litre	65mm
RT8942-CLR	2.4 Litre	100mm
RT8943-CLR	3.8 Litre	150mm



**1/6 Size Cold Food Pan**  
PolyCarbonate, BPA-free.  
Size: 176 x 162mm

Model	Capacity	Depth
RT8951-CLR	1.1 Litre	65mm
RT8952-CLR	1.6 Litre	100mm
RT8953-CLR	2.4 Litre	150mm



**1/9 Size Cold Food Pan**  
PolyCarbonate, BPA-free.  
Size: 176 x 108mm

Model	Capacity	Depth
RT8961-CLR	0.6 Litre	65mm
RT8962-CLR	0.8 Litre	100mm




**Full Size Cold Food Pan Lid with Handle**  
PolyCarbonate, BPA-free.  
Lid for RT8911, RT8912, RT8913, RT8914

Model	Dimensions
RT8915-CLR	530 x 325mm



**1/2 Size Cold Food Pan Lid with Handle**  
PolyCarbonate, BPA-free.  
Lid for RT8921, RT8922,RT8923, RT8924

Model	Dimensions
RT8925-CLR	325 x 265mm



**1/3 Size Cold Food Pan Lid with Handle**  
PolyCarbonate, BPA-free.  
Lid for RT8931, RT8932,RT8933, RT8934

Model	Dimensions
RT8935-CLR	325 x 176mm



**1/4 Size Cold Food Pan Lid with Handle**  
PolyCarbonate, BPA-free.  
Lid for RT8941, RT8942, RT8943

Model	Dimensions
RT8944-CLR	265 x 162mm



**1/6 Size Cold Food Pan Lid with Handle**  
PolyCarbonate, BPA-free.  
Lid for RT8951, RT8952, RT8953

Model	Dimensions
RT8954-CLR	176 x 162mm



**1/9 Size Cold Food Pan Flat Lid**  
PolyCarbonate, BPA-free.  
Lid for RT8961, RT8962

Model	Dimensions
RT8963	176 x 108mm



**Large Food Containers**  
For delivering and storing raw food materials.

Model	Size	Load Capacity
RT4710	1160 x 720 x 760mm	135kg
RT4711	1145 x 750 x 880mm	180kg



**RT8613 Food Storage Rack/Cart**

Tray No.	Dimensions
17	603 x 473 x 1724mm



**RT4492 Goods Shelves**

Capacity	Dimensions
900 kg	1220 x 610 x 305mm



**RT8014 Microban® High Chair**

Size	Accessories
636 x 583 x 768mm	RT8013 / RT8015



**RT8013 Microban® High Chair Tray**

Suit	Size
RT8014 High Chair	424 x 300 x 55mm



**RT8015 Castor Wheel Kit**

Suit	Description
RT8014 High Chair	Castor Wheel Kit



**RT5021 GRANDMAID® House Keeping Cart**

Model	Dimensions
RT5021	1524 x 559 x 1270mm



**RT5022 GRANDMAID® House Keeping Cart with Doors**

Model	Dimensions
RT5022	1524 x 559 x 1270mm



**RT5023 GRANDMAID® House Keeping Cart with Doors & Protective Security Hood**

Model	Dimensions
RT5023	1524 x 559 x 1570mm



**RT5031 GRANDMAID® Fine House Keeping Cart**

Model	Dimensions
RT5031	1240 x 559 x 1230mm



**RT5051 GRANDMAID® Cruise House Keeping Cart**

Model	Dimensions
RT5051	1240 x 510 x 1090mm



**RT5226 GRANDMAID® Side Press Combo Mop Bucket**

Capacity	Dimensions
33 Litre	515 x 406 x 927mm





RT7114  
Wet Floor Safety Sign

Description	Dimensions
"CAUTION Wet Floor"	660 x 279 x 305mm



RT5011  
GRANDMAID® Cleaning Cart

Description	Dimensions
Cleaning Cart	1168 x 552 x 975mm



RT5252  
Round Bucket

Capacity	Dimensions
13 Litre	305 x 286mm



RT6621  
Angle Broom

Feature	Height
Angle Brush with Handle, PET Fill	190mm



X-Type Linen Cart

Model	Capacity	Dimensions
RT5041	170 Litre	705 x 635 x 876mm
RT5042	340 Litre	940 x 660 x 1010mm



RT5264  
Quadrate Bucket

Suit to	Capacity	Dimensions
RT5011	9.5 Litre	358 x 218 x 205mm



RT5253  
Round Bucket

Capacity	Dimensions
9 Litre	260 x 240mm



RT6911  
Predator® Upright Dust Pan

Feature	Dimensions
with Hook	323 x 139 x 958mm



Cloth/Straw Bag  
To suit RT5041/RT5042

Model	Capacity	Dimensions
RT5043	170 Litre	655 x 585 x 675mm
RT5044	340 Litre	840 x 585 x 860mm



RT5265  
Quadrate Bucket

Suit to	Capacity	Dimensions
RT5011	4.7 Litre	213 x 177 x 215mm



RT6763  
Three-side Shoe Brush

Brush	Dimensions
PP Brush Wires	500 x 300 x 195mm



RT6912  
Predator® Upright Dust Pan

Feature	Dimensions
with Cover and Hook	332 x 144 x 958mm



RT6913  
Predator® Upright Dust Pan

Feature	Dimensions
with Cover without Hook	332 x 144 x 958mm



Dust Pan

Model	Size	Dimensions
RT6923	Heavy-duty	311 x 210 x 67mm
RT6924	Extra Large	406 x 375 x 137mm
RT6925	Jumbo	559 x 457 x 197mm



RT6929  
Step & Sweep Dust Pan

Feature	Dimensions
Step-on Design	370 x 330 x 125mm



RT6934  
Nozzle For Spray Bottle

Capacity	Dimensions
3 ml	125 x 33 x 340mm



RT6914  
Predator® Upright Dust Pan

Feature	Dimensions
without Cover and Hook	332 x 139 x 958mm



RT6926  
Heavy-duty Dust Pan with Brush

Feature	Dimensions
with Counter Brush	311 x 210 x 67mm



RT6893  
Heavy-Duty Wooden Floor Sweep

Brush	Dimensions
PP Bristles	406 x 90mm



Spray Bottle

Model	Capacity	Dimensions
RT6952	650 ml	89 x 200mm
RT6935	950 ml	89 x 250mm



RT6916  
Predator® Dry/Wet Dust Pan

Feature	Dimensions
with Cover without Hook	443 x 272 x 1116mm



Steel Heavy-duty Dust Pan

Model	Size	Dimensions
RT6927	Heavy-duty	305 x 345 x 75mm
RT6928	Heavy-duty	400 x 365 x 125mm



RT6996  
Nipper

Clamp	Dimensions
Soft Material	450mm



Pneumatic Sprayers

Model	Capacity	Dimensions
RT6936	1 Litre	311 x 210 x 67mm
RT6937	1.5 Litre	406 x 375 x 137mm
RT6938	2 Litre	559 x 457 x 197mm



Scrapers

Model	Scraper Size	Dimensions
RT6981	80mm	213 x 76 x 24mm
RT6982	40mm	203 x 40 x 24mm



Commercial Cleaning Maintenance Gloves

Model	Size	Dimensions
RT6983	Large	245 x 114mm
RT6984	Extra Large	245 x 118mm



RT6985

Professional Kneepad

Material	Dimensions
Perforated Neoprene	229 x 178 x 108mm



Storage Pallets

Model	Capacity	Dimensions
RT4501	90 Litre	1245 x 635 x 140mm
RT4502	185 Litre	1245 x 1245 x 140mm



RT4503

Slope for Storage Pallet

Suit to RT4501 / RT4502

Static Load	Dimensions
450kg	1219 x 838 x 159mm



RT1035

THOR® Step-on Rollout Container

Capacity	Dimensions
120 Litre	520 x 663 x 940mm



RT1036

THOR® Step-on Rollout Container

Capacity	Dimensions
190 Litre	621 x 728 x 1005mm



RT1037

THOR® Step-on Rollout Container

Capacity	Dimensions
240 Litre	645 x 760 x 1150mm



RT1038

THOR® Step-on Rollout Container

Capacity	Dimensions
360 Litre	727 x 949 x 1170mm



MGB80

Wheelie Bin

Capacity	External Dimensions
80 Litre	470 x 500 x 900mm



MGB120

Wheelie Bin

Capacity	Dimensions
120 Litre	470 x 500 x 900mm



MGB240

Wheelie Bin


Capacity	Dimensions
240 Litre	650 x 575 x 1000mm



REM130

Rectangular Rotomoulded Tank

Capacity	Dimensions
130 Litre	680 x 440 x 500mm



REM170

Rectangular Rotomoulded Tank


Capacity	Dimensions
170 Litre	680 x 440 x 650mm



REM180

Rectangular Rotomoulded Tank

Capacity	Dimensions
180 Litre	820 x 520 x 540mm



REM300

Rectangular Rotomoulded Tank

Capacity	Dimensions
300 Litre	1630 x 435 x 430mm



REM322

Rectangular Rotomoulded Tank

Capacity	Dimensions
320 Litre	915 x 610 x 610mm



REM422

Rectangular Rotomoulded Tank

Capacity	Dimensions
450 Litre	1220 x 610 x 610mm



REM500

Rectangular Rotomoulded Tank

Capacity	Dimensions (TOP)
500 Litre	1100 x 720 x 740mm



REM600

Rectangular Rotomoulded Tank

Capacity	Dimensions
600 Litre	1200 x 700 x 750mm



RL165

Rectangular Tank

Capacity	Dimensions
165 Litre	610 x 610 x 465mm



RL250

Rectangular Tank

Capacity	Dimensions
250 Litre	1030 x 510 x 495mm



RL455

Rectangular Tank

Capacity	Dimensions
455 Litre	1300 x 710 x 660mm




RL690

Rectangular Tank

Capacity	Dimensions
690 Litre	1230 x 620 x 930mm





REM180T  
Food Grade Rotomoulded Tray

Capacity	Dimensions
25 Litre	813 x 517 x 103mm



REM200  
Rotomoulded Round Bin

Capacity	Dimensions
200 Litre	650 x 865mm



REM1000  
Pallet Bin with Lid

Capacity	Dimensions
1000 Litre	1165 x 1165 x 1100mm



RETD L01GFL35  
Galvanised Mobile Dolly

Hot Dip Galvanised Steel Angle Frame  
50mm All Swivel Nylon Castors

Suit to	Dimensions
IH050/IH060/IH078	585 x 355 x 106mm



RETD L20GFL33  
Galvanised Mobile Dolly

Hot Dip Galvanised Steel Angle Frame  
100mm All Swivel Nylon Castors

Suit to	Dimensions
REM180	827 x 540 x 202mm



RETD L21GFL33  
Galvanised Mobile Dolly

Hot Dip Galvanised Steel Angle Frame  
75mm All Swivel Nylon Castors

Suit to	Dimensions
REM130 / REM170	680 x 450 x 202mm



RETD L22GFL33  
Galvanised Mobile Dolly

Hot Dip Galvanised Steel Angle Frame  
100mm All Swivel Nylon Castors

Suit to	Dimensions
REM322	910 x 607 x 212mm



RETD L23GFM64  
Galvanised Mobile Dolly

Hot Dip Galvanised Steel Angle Frame  
150mm 2 x Swivel Nylon & 2 x Fixed Rubber Castors

Suit to	Dimensions
REM422	1249 x 627 x 266mm



RETD L33GL33  
Galvanised Mobile Dolly


Hot Dip Galvanised Steel Angle Frame  
100mm All Swivel Nylon Castors

Suit to	Dimensions
REM600	1220 x 715 x 212mm



TSRT350  
Food Grade Rotomoulded Tub

Capacity	Dimensions
350 Litre	758 x 1253 x 660mm



TSSLB  
Spring Loaded Base Insert

Optional corflute or plastic top.

Capacity	Dimensions
50kg or 100kg Spring	700 x 400mm



TSRT-DOLLIE  
TSRT Tub Dolly

Capacity	Dimensions
400 Litre	1130 x 600 x 600mm



SUITS IH323  
Bread Crate

TSPD323  
Plastic Dolly

Australian Made.  
Standard colour Blue.  
Food Grade Plastic.  
Other colours available P.O.A.  
Stainless steel castors to suit coolroom available P.O.A

Model	Wheels	Load Capacity	Dimensions
RM80DY	100mm	140kg	620 x 710mm



SUITS IH066  
Fish Crate

RM74DY  
Plastic Dolly

Australian Made.  
Standard colour Blue.  
Food Grade Plastic.  
Other colours available P.O.A.  
Stainless steel castors to suit coolroom available P.O.A

Model	Wheels	Load Capacity	Dimensions
RM74DY	100mm	140kg	710 x 450mm



SUITS IH060, IH051,  
IH078 & IH315/310  
Stack & Nest Tubs

TS10PD  
Plastic Dolly

Food Grade Plastic.  
Temperature Rating to - 20°C to 60°C.  
Standard colours are Yellow, Blue & White.  
Other colours available P.O.A.  
Stainless steel castors to suit coolroom available P.O.A  
Suits Crate IH060, IH051 & IH078 (Sold Separately).

Model	Wheels	Load Capacity	Dimensions
TS10PD	100mm	150kg	620 x 400mm



TS10CD  
Crate Dolly

4 x 100mm Castors.  
Suits Crate IH060, IH051 & IH078 (Sold Separately).

Model	Load Capacity	Dimensions - Length x Width
TS10CD	80kg	600 x 360mm



TSPTS / TSPTP / TSPTPP  
Piano Trolley

Ideal for moving furniture.  
Optional Pneumatic or Solid Wheel Available.

Model	Wheels	Load Capacity	Size - Length x Width
TSPTS	200mm Solid	400kg	860 x 500mm
TSPTP	250mm	450kg	860 x 500mm
TSPTPP	250mm Puncture Proof	400kg	860 x 500mm



TSFD  
Furniture Dolly

Ideal for moving furniture.  
4 x 100mm Castors.

Model	Load Capacity	Dimensions - Length x Width
TSFD	300kg	550 x 800mm

Micro Bins Storage of small components on bench tops and assembly lines.

Versatile small parts storage system. Suitable for a wide range of applications including warehouse, storerooms, hospitals, schools & manufacturing.



IH1000  
Plastic Microbin Storage Container

Capacity	Max. Load	Dimensions
0.5 Litre	2kg	100 x 120 x 60mm



IH1001  
Plastic Microbin Storage Container

Capacity	Max. Load	Dimensions
1 Litre	5kg	100 x 178 x 85mm



IH1002  
Plastic Microbin Storage Container

Capacity	Max. Load	Dimensions
2.5 Litre	9kg	135 x 225 x 125mm



IH1003  
Plastic Microbin Storage Container

Capacity	Max. Load	Dimensions
6 Litre	14kg	205 x 280 x 165mm



IH1004  
Plastic Microbin Storage Container

Capacity	Max. Load	Dimensions
12 Litre	18kg	410 x 280 x 165mm



IH1006  
Plastic Microbin Storage Container

Capacity	Max. Load	Dimensions
24 Litre	27kg	440 x 410 x 210mm



GLBM0B  
Mobile Parts Trolley

For storage of small parts that need to be moved to multiple work areas. Storage Bins - A popular combination of Bin Sizes is 16 Grey; 32 Yellow; 32 Green; 12 Blue; 24 Red. Any combination and quantity are available to be purchased separately. 2 fixed & 2 lockable swivel castors.

Handle	Dimensions
2	970 x 600 x 1585mm



Plastic Louvre Panels

Optional louvre panels sold separately. Also available in metal.

Model	Construction	Dimensions
1H082	Plastic	153 x 460mm
1H083	Plastic	460 x 460mm



Metal Louvre Panels

Optional louvre panels sold separately. Also available in metal.

Model	Construction	Dimensions
LV455	Metal	455 x 455mm
LV610	Metal	455 x 610mm
LV914	Metal	455 x 914mm



**VISI-PAK® Bins**  
Solid plastic body with clear, removable compartments. Ideal for home & store merchandising.

Model	Dimensions
1H040	103 x 83 x 120mm
1H041	154 x 126 x 182mm
1H042	208 x 167 x 238mm



**Drawer Organisers**  
Made from high impact styrene whilst the drawers are made from durable co-polymer. Ideal for tradespersons, handypersons or the office.

Model	Compartments	Dimensions
1H050	3 x 4 drawers	230 x 128 x 188mm
1H051	4 x 5 drawers	305 x 128 x 230mm



**IH335 Small Spare Parts Storage**  
Standard tray includes two adjustable dividers for easy separation.

Divider to Suit	Dimensions
IH301 Divider	324 x 105 x 100mm




**IH338 Small Spare Parts Storage**  
Standard tray includes two adjustable dividers for easy separation.

Divider to Suit	Dimensions
IH302 Divider	424 x 203 x 100mm



**IH344 Small Spare Parts Storage**  
Standard tray includes two adjustable dividers for easy separation.

Divider to Suit	Dimensions
IH301 Divider	424 x 105 x 100mm



**IH348 Small Spare Parts Storage**  
Standard tray includes two adjustable dividers for easy separation.


Divider to Suit	Dimensions
IH302 Divider	424 x 203 x 100mm



**Small Spare Parts Storage Divders**  
Standard tray includes two adjustable dividers for easy separation.

Model	Suit to
IH301	IH335 / IH344
IH302	IH338 / IH348

GREY  
BLUE



**APT27 Spare Parts Storage - Extra Long**  
Made from polypropylene with 20% Talc included for improved strength.

Dividers	Dimensions
5	626 x 100 x 100mm

GREY  
BLUE



**APT28 Spare Parts Storage - Extra Large**  
Made from polypropylene with 20% Talc included for improved strength.

Dividers	Dimensions
5	626 x 200 x 100mm



# HOSPITALITY & PLASTIC STORAGE



BLACK



NATURAL



### Lids To IH2000 Series



GREY  
NATURAL  
RED  
YELLOW  
GREEN  
BLUE

BLACK



NATURAL



GREY  
NATURAL  
RED  
YELLOW  
GREEN  
BLUE

BLACK



NATURAL



NATURAL  
BLUE



BEIGE

NATURA



YELLOW

ORANGE  
GREEN



NATURAL

NATURAL



GREY

NATURAL  
GREEN



BLACK

NATURA

ORANGE

NATURA  
BLUE



Capacity	Ext. Dimensions	Int. Dimensions
52 Litre	578 x 384 x 318mm	502 x 338 x 300mm



IH007 Confectionery Tray

Capacity	Ext. Dimensions	Int. Dimensions
29 Litre	712 x 448 x 95mm	680 x 416 x 76mm




IH047 Stacking Crate

Capacity	Ext. Dimensions	Int. Dimensions
21 Litre	660 x 334 x 121mm	610 x 305 x 114mm



IH047R2 Recycled Stacking Crate

Capacity	Ext. Dimensions	Int. Dimensions
21 Litre	660 x 334 x 121mm	610 x 305 x 114mm



IH006 Vented Confectionery Tray

Capacity	Ext. Dimensions	Int. Dimensions
29 Litre	712 x 448 x 95mm	680 x 416 x 76mm



IH017 Heavy Duty Vented Crate

Capacity	Ext. Dimensions	Int. Dimensions
20 Litre	400 x 280 x 245mm	360 x 245 x 240mm



IH025 Mash Base Crate

Capacity	Ext. Dimensions	Int. Dimensions
25 Litre	580 x 385 x 166mm	518 x 335 x 140mm



IH072 Stacking Crate

Capacity	Ext. Dimensions	Int. Dimensions
36 Litre	565 x 387 x 203mm	553 x 355 x 190mm



IH024 Auto Crate

Capacity	Ext. Dimensions	Int. Dimensions
25 Litre	580 x 385 x 166mm	518 x 335 x 140mm



IH046 Stacking Crate

Capacity	Ext. Dimensions	Int. Dimensions
46 Litre	629 x 400 x 216mm	597 x 368 x 210mm



IH026 Stacking Vented Crate

Capacity	Ext. Dimensions	Int. Dimensions
50 Litre	580 x 385 x 320mm	518 x 335 x 295mm



IH027 Vented Side Access Crate

Capacity	Ext. Dimensions	Int. Dimensions
50 Litre	580 x 385 x 320mm	518 x 335 x 295mm



IH073 Stacking Vented Crate

Capacity	Ext. Dimensions	Int. Dimensions
36 Litre	565 x 387 x 203mm	553 x 355 x 190mm



IH099 Slab Side Crate

Capacity	Ext. Dimensions	Int. Dimensions
29 Litre	356 x 356 x 292mm	331 x 331 x 279mm



IH305 Small Tote Box

IH308 Lid White Only

Capacity	Ext. Dimensions	Int. Dimensions
13 Litre	432 x 324 x 127mm	387 x 286 x 120mm



IH306 Medium Tote Box

IH308 Lid White Only

Capacity	Ext. Dimensions	Int. Dimensions
21 Litre	432 x 324 x 203mm	387 x 286 x 197mm



IH307 Large Tote Box

IH308 Lid White Only

Capacity	Ext. Dimensions	Int. Dimensions
33 Litre	432 x 324 x 305mm	387 x 286 x 298mm



IH220 Large Tote Box

IH221 Lid White Only

Capacity	Ext. Dimensions	Int. Dimensions
42 Litre	520 x 350 x 280mm	475 x 325 x 275mm



HOT STAMPING - Container Identification

Your department or company name stamped on containers helps ensure they are returned to you. Container stamping is available in a range of colours. Stamping is permanent and can't be washed off.



IH125 Vented Crate

Capacity	Ext. Dimensions	Int. Dimensions
12.5 Litre	385 x 290 x 165mm	330 x 235 x 148mm



IH037 Lug Box

Capacity	Ext. Dimensions	Int. Dimensions
44 Litre	538 x 362 x 334mm	460 x 324 x 253mm



IH098 Stacking Crate

Capacity	Ext. Dimensions	Int. Dimensions
50 Litre	572 x 382 x 318mm	540 x 350 x 295mm



IH160 Milk Crate

Capacity	Ext. Dimensions	Int. Dimensions
32 Litre	362 x 362 x 325mm	305 x 305 x 310mm



IH300 Vented Lug Crate

Capacity	Ext. Dimensions	Int. Dimensions
66 Litre	610 x 419 x 312mm	571 x 381 x 305mm



IH984 Vented Base

Capacity	Ext. Dimensions	Int. Dimensions
44 Litre	735 x 535 x 150mm	690 x 485 x 135mm





IH008 Commercial Tray

Capacity	Ext. Dimensions	Int. Dimensions
N/A	455 x 343 x 32mm	420 x 305 x 25mm



IH009 Small Tray

Capacity	Ext. Dimensions	Int. Dimensions
N/A	456 x 318 x 57mm	422 x 292 x 55mm



IH310 Handee Bin

IH312 Lid White Only

Capacity	Ext. Dimensions	Int. Dimensions
10 Litre	385 x 300 x 130mm	355 x 270 x 125mm



IH048 Nesting Crate

IH158 Lid White Only

Capacity	Ext. Dimensions	Int. Dimensions
16 Litre	457 x 318 x 165mm	419 x 279 x 152mm



IH042 Nesting Crate

IH158 Lid White Only

Capacity	Ext. Dimensions	Int. Dimensions
27 Litre	457 x 318 x 260mm	419 x 279 x 255mm



IH077 Liver Tray

Capacity	Ext. Dimensions	Int. Dimensions
11 Litre	514 x 213 x 130mm	483 x 178 x 127mm



IH044 Liver Tray

Capacity	Ext. Dimensions	Int. Dimensions
20 Litre	584 x 267 x 178mm	533 x 229 x 165mm



IH059 Nesting Crate

IH015 Lid White Only

Capacity	Ext. Dimensions	Int. Dimensions
22 Litre	527 x 381 x 140mm	489 x 343 x 127mm



IH089 Nesting Crate

IH014 Lid White Only

Capacity	Ext. Dimensions	Int. Dimensions
13 Litre	430 x 323 x 127mm	394 x 285 x 108mm



IH310 Handee Bin

IH312 Lid White Only

Capacity	Ext. Dimensions	Int. Dimensions
10 Litre	385 x 300 x 130mm	355 x 270 x 125mm



IH315 Handee Bin

IH312 Lid White Only

Capacity	Ext. Dimensions	Int. Dimensions
15 Litre	385 x 300 x 190mm	355 x 270 x 185mm



IH539R2 Recycled Nesting Tub

Capacity	Ext. Dimensions	Int. Dimensions
200 Litre	990 x 660 x 470mm	770 x 440 x 460mm



IH3026 Solid Swing Bar Crate

Capacity	Ext. Dimensions	Int. Dimensions
23 Litre	578 x 386 x 166mm	495 x 327 x 140mm



IH3046 Vented Swing Bar Crate

Capacity	Ext. Dimensions	Int. Dimensions
46 Litre	578 x 388 x 280mm	518 x 322 x 253mm



IH3021 Vented Swing Bar Crate


Capacity	Ext. Dimensions	Int. Dimensions
26 Litre	579 x 386 x 166mm	495 x 327 x 140mm



NOTE: Not a Stock Item.  
Minimum quantity applies to this product.

IH3138 Vented Swing Bar Crate


Capacity	Ext. Dimensions	Int. Dimensions
38 Litre	578 x 387 x 240mm	500 x 300 x 212mm



IH001 Vented Prawn Crate

IH002 Lid Grey Only

Capacity	Ext. Dimensions	Int. Dimensions
15 Litre	600 x 352 x 96mm	565 x 302 x 89mm



IH012 Vented Seedling Tray

Capacity	Ext. Dimensions	Int. Dimensions
N/A	357 x 357 x 112mm	328 x 328 x 105mm



IH3011 Security Crate with Lid

Capacity	Ext. Dimensions	Int. Dimensions
50 Litre	580 x 380 x 325mm	520 x 350 x 295mm



IH3013 Security Crate with Lid

Capacity	Ext. Dimensions	Int. Dimensions
32 Litre	575 x 380 x 200mm	515 x 350 x 185mm



IH091 Oven Tub

Capacity	Ext. Dimensions	Int. Dimensions
54 Litre	700 x 600 x 340mm	635 x 535 x 320mm



TS10CD  
Crate Dolly


Suits Crate IH060, IH051 & IH078 (Sold Separately).

Load Capacity	Dimensions
80kg	600 x 360mm




TS10PD Plastic Dolly

Wheels	Load Capacity	Dimensions
100mm	150kg	620 x 400mm



RM74DY  
Plastic Dolly  
Food Grade Plastic.  
Suits Fish Crates.


Load Capacity	Dimensions
140kg	710 x 450mm



WHITE  
RED

**N151 Bucket**  
**N148 Lid** White Only


Capacity	Dimensions - Diameter x Height
13 Litre	300 x 295mm



WHITE

**N258 Bucket**  
**N073 Lid** White Only


Capacity	Dimensions - Diameter x Height
18 Litre	360 x 295mm



WHITE  
RED  
BLUE

**N075 Bucket**  
**N073 Lid** White Only


Capacity	Dimensions - Diameter x Height
22 Litre	360 x 360mm



RED  
NATURAL

**IP015 Bucket**  
**IP016 Lid** White Only


Capacity	Dimensions - Diameter x Height
67 Litre	540 x 508mm



NATURAL  
GREEN

**IP018 Bucket**  
**IP016 Lid** White Only


Capacity	Dimensions - Diameter x Height
84 Litre	540 x 610mm



RED  
NATURAL

**IP025 Bucket**  
**IP026 Lid** White Only


Capacity	Dimensions - Diameter x Height
113 Litre	637 x 455mm



GREY

**IH1210 Folding Crate**


Capacity	Ext. Dimensions	Int. Dimensions
41 Litre	578 x 385 x 210mm	553 x 357 x 203mm



GREY

**IH1129 Folding Crate**


Capacity	Ext. Dimensions	Int. Dimensions
12 Litre	385 x 289 x 129mm	360 x 261 x 122mm



GREY

**IH1172 Folding Crate**


Capacity	Ext. Dimensions	Int. Dimensions
33 Litre	578 x 385 x 172mm	553 x 357 x 165mm



GREY

**IH1094 Folding Crate**


Capacity	Ext. Dimensions	Int. Dimensions
17 Litre	578 x 385 x 94mm	553 x 357 x 87mm




**FOLDING CRATES**  
When folded, the containers are only 34mm high..

AVAILABLE SEPARATELY


Choose Your Lid



**MSLID**  
Injection Moulded Lid



**MSLIDE**  
Polyurethane Eco Lid




**MS7800 Mega Bin - Solid**

Designed specifically for the Australian market, the Mega Bin is capable of holding up to half a tonne and has the same footprint dimensions as an Australian pallet. Positive interlocking foot design allows safe stacking up to ten high.


Capacity	Ext. Dimensions	Int. Dimensions
780 Litre	1165 x 1165 x 780mm	1082 x 1082 x 650mm

AVAILABLE SEPARATELY


Choose Your Lid



**MSLID**  
Injection Moulded Lid



**MSLIDE**  
Polyurethane Eco Lid




**MS7800T Mega Bin with Tipping Bar- Solid**

Designed specifically for the Australian market, the Mega Bin is capable of holding up to half a tonne and has the same footprint dimensions as an Australian pallet. Positive interlocking foot design.


Capacity	Ext. Dimensions	Int. Dimensions
780 Litre	1165 x 1165 x 780mm	1082 x 1082 x 650mm

AVAILABLE SEPARATELY


Choose Your Lid



**MSLID**  
Injection Moulded Lid




**MSLIDE**  
Polyurethane Eco Lid



**MS7810 Mega Bin - Vented**

Designed specifically for the Australian market, the Mega Bin is capable of holding up to half a tonne and has the same footprint dimensions as an Australian pallet. Positive interlocking foot design allows safe stacking up to ten high.


Capacity	Ext. Dimensions	Int. Dimensions
780 Litre	1165 x 1165 x 780mm	1082 x 1082 x 650mm



**MS4410 Mega Bin - Vented**

Designed specifically for the Australian market, and has the same footprint dimensions as an Australian pallet. Positive interlocking foot design allows safe stacking up to ten high.


Capacity	Ext. Dimensions	Int. Dimensions
353 Litre	1165 x 1165 x 440mm	1082 x 1082 x 310mm



**MS5810 Mega Bin - Vented**

Designed specifically for the Australian market, and has the same footprint dimensions as an Australian pallet. Positive interlocking foot design allows safe stacking up to ten high.

Capacity	Ext. Dimensions	Int. Dimensions
528 Litre	1165 x 1165 x 580mm	1082 x 1082 x 450mm



**MS123VH Foldable Half Bin - Vented**

Designed specifically for the Australian market, and has the same footprint dimensions as an Australian pallet. Suit for fruit and vegetable movement and most retail environments. Folded Dimensions: 1162 x 1162 x 280mm.

Capacity	Ext. Dimensions	Int. Dimensions
470 Litre	1162 x 1162 x 560mm	1090 x 1080 x 400mm





**HMT1160KWS Monstar Collapsible Mega Bin - Solid**  
Designed specifically for the Australian market, and has the same footprint dimensions as an Australian pallet.  
Outstanding solution for agricultural and horticultural picking industries.  
Folded Dimensions: 1160 x 1160 x 300mm.

Capacity	Ext. Dimensions	Int. Dimensions
750 Litre	1160 x 1160 x 800mm	1160 x 1160 x 500mm




**HMT1160KSV Monstar Collapsible Mega Bin - Vented**  
Designed specifically for the Australian market, and has the same footprint dimensions as an Australian pallet.  
Outstanding solution for agricultural and horticultural picking industries.  
Folded Dimensions: 1160 x 1160 x 300mm.

Capacity	Ext. Dimensions	Int. Dimensions
750 Litre	1160 x 1160 x 800mm	1160 x 1160 x 500mm




**IH537 VIPALLET**  
A cost effective alternative pallet for food processing, pharmaceuticals, groceries, printing, textiles, chemicals, beverages, tanning and general industrial applications.

Static Capacity	Beam Rack Capacity	Dimensions	Weight
4000kg	1000kg	1168 x 1168mm	16.8kg




**NS900 Plastic Pallet**  
A cost effective alternative pallet for food processing, pharmaceuticals, groceries, printing, textiles, chemicals, beverages, tanning and general industrial applications.

Static Capacity	Beam Rack Capacity	Dimensions	Weight
8000kg	2000kg	1170 x 1170mm	34kg



**EC01160L VIPALLET**  
Heavy Duty, 100% Recycled Material.

Static Capacity	Beam Rack Capacity	Dimensions	Weight
10000kg	2000kg	1165 x 1165mm	17.6kg



**EC01165MS Heavy Duty Pallet**  
Heavy Duty, Smooth Flat Deck Surface with Anti Slip.  
Available in 100% Recycled or Virgin Material.

Static Capacity	Beam Rack Capacity	Dimensions	Weight
10000kg	2000kg	1165 x 1165mm	24.3kg



**Shelving - 5 Shelf  
Post Style with  
ABS Real Tuff Shelves**

Available shelf lengths from 600mm to 1800mm in increments of 150mm.  
Welded 32mm x 2.5mm roll formed section frames.  
Width can be 300, 450, 525 or 600mm deep.  
Finishes available are zinc lacquered, polished stainless steel, hot dip galvanised or powder coated.



**Shelving - 5 Shelf  
Post Style with Wire Grid**

Available shelf lengths from 600mm to 1800mm in increments of 150mm.  
Strong wire shelves allow maximum airflow.  
Width can be 300, 375, 450, 525 or 600mm deep.  
Welded 32mm x 2.5mm roll formed section frames with wire grid of 4mm.  
Finishes available are zinc lacquered, polished stainless steel & powder coated.



Half Size Rack with 30D bins



Half Size Rack with #4 bins

**Action Rack  
Half Size 1015 x 1800mm**

ACTION-RACK is a unique racking system, exclusive to Reflex Equip. It features a sturdy galvanised steel frame which takes a range of lift out plastic bins. A versatile approach to accessible storage and display suiting many applications. Optional castors can be fitted for greater manoeuvrability.

Model	Levels	Bin Type	Total Bins
RE S AS1530	5	#30 Bins	15
RE S AS1530D	5	#30D Bins	15
RE S AS1804	6	#4 Bins	18



Full Size Rack with #4 bins



Full Size Rack with #10 bins (optional lids)

**Action Rack  
Full Size 2022 x 1800mm**

ACTION-RACK is a unique racking system, exclusive to Reflex Equip. It features a sturdy galvanised steel frame which takes a range of lift out plastic bins. A versatile approach to accessible storage and display suiting many applications. Optional castors can be fitted for greater manoeuvrability.

Model	Levels	Bin Type	Total Bins
RE S AL1207	4	#7 Bins	12
RE S AL1210	4	#10 Bins	12
RE S AL3030	5	#30 Bins	30
RE S AL3030D	5	#30D Bins	30
RE S AL3604	6	#4 Bins	36



Full Size Rack with #30 & #30D bins, Mobile option



MDF Work Bench  
Megabench 1200mm Long

The all purpose, steel framed MegaBench workbenches are made for years of tough use in your factory, workshop or warehouse.

Model	Bin Type	Top Desk
RE MB12006802	1200x 750 x 680	18mm MDF Board
RE MB12008202	1200x 750 x 820	18mm MDF Board
RE MB12009602	1200x 750 x 960	18mm MDF Board



MDF Work Bench  
Megabench 1800mm Long

The all purpose, steel framed MegaBench workbenches are made for years of tough use in your factory, workshop or warehouse.

Model	Bin Type	Top Desk
RE MB18006802	1800x 750 x 680	18mm MDF Board
RE MB18008202	1800x 750 x 820	18mm MDF Board
RE MB18009602	1800x 750 x 960	18mm MDF Board



MDF Work Bench  
Megabench 2400mm Long

The all purpose, steel framed MegaBench workbenches are made for years of tough use in your factory, workshop or warehouse.

Model	Bin Type	Top Desk
RE MB24006802	2400x 750 x 680	18mm MDF Board
RE MB24008202	2400x 750 x 820	18mm MDF Board
RE MB24009602	2400x 750 x 960	18mm MDF Board



Work Bench Optional Tools

Customise your MegaBench with our large range of options and extras that are available. Don't hesitate to contact us for expert advice on making your bench mobile by adding castors.


For Megabench 1200mm Long

Model	Descriptions
RE MB 1211	Low Back
RE MB 1212	High Back
RE MB 1210	Underside Shelf
RE MB 1213	Overbench Shelf

For Megabench 1800mm Long

Model	Descriptions
RE MB 1811	Low Back
RE MB 1812	High Back
RE MB 1810	Underside Shelf
RE MB 1813	Overbench Shelf

Louvre panel & Accessories



PW1830  
Personal Wardrobe

Personal hang rail & mirror.  
Quality powdercoated finish.  
Flush mounted doors with 180 degree opening capacity.  
Quality steel with reinforced doors.  
3 Point locking mechanism.  
10 Year warranty.

Features	Specifications
Dimensions	914 x 463 x 1830mm
Door	Full Length Double Doors
Lock	3 Point Mechanism with Key

Various Combos Available  
1 - 8 Door

Lockers

Available in 2 widths - 305mm & 380mm.  
Quality Powdercoated Finish.  
Flush mounted doors with 180 degree opening capacity.  
Card Holder Provision for easy identification.  
Pad Latch and Key Lock options available.  
10 Year Warranty.

Features	Specifications
Dimensions	914 x 463 x 1830mm
Door	Various Combos Available - 1 Door to 8 Door





# CUSTOM SHELVING & STORAGE SYSTEM DESIGN & MANUFACTURE

CELEBRATING **28** YEARS  
IN AUSTRALIA



## Team Systems custom design & manufacture to suit your warehouse.

Team Systems is committed to providing our customers with material handling and warehouse equipment solutions that emphasise safety and efficiency. We offer our professional knowledge on warehousing processes tailored to your needs.

Our national distribution of high quality products across all locations in Melbourne, Sydney, Brisbane and Perth provides not only logistical advantages for our customers but confidence in after market support at local level with experienced staff.

Our history in developing products for the Australian and New Zealand markets for over 25 years has helped our customers improve their processes with custom solutions.

Call us to arrange a site visit from one of our experienced sales engineers who will design a personalised solution for your needs.

- WORK BENCHES
- WORK TABLES
- FLEXITOL BOARD SYSTEM
- COOL ROOM SHELVING
- LONGSPAN SHELVING EQUIPMENT
- SPECIALIZED TROLLEYS
- METAL WORK
- CONVEYOR SYSTEMS
- PLATFORMS AND WALK OVERS



Team Systems Online Store is A One-Stop Material Handling Shop!

Register your distributor account and enjoy your special service and shopping experience.

We've added your special distributor pricing on our Team Systems Online Store!

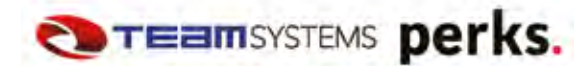
Once you have signed up, we will verify your account to make sure if you are eligible to distribute or resell.

Keep an eye out for our upcoming invitation sign-up email, and you can then log on to your account to view your special access.

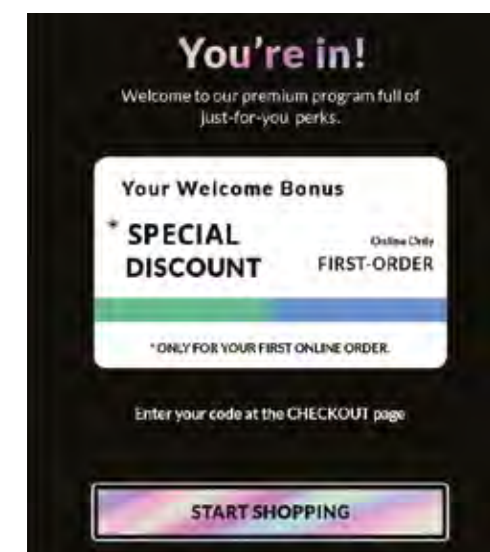
### 3 Simple Steps to get your log in verified:

- Click on the sign-up link on the upcoming account registration invitation email.
- We will verify your details to ensure the correct price list is allocated for you. This process will take 1-2 hours.
- We will send out a confirmation email once your login has been verified.

You can then log in through our online portal. Once in, you will be able to see your account service, personalised rewards and special discounted pricing and offers.



Multi Brands. One Click. Loads of Perks.



### Benefits of using our pricing distribution:

- Get access to your special pricing without needing to call our customer service
- Ability to purchase instantly from our website using different payment methods or utilising your 30-day account
- Reorder with a click of a button
- Exclusive special online deals monthly

If you are unsure about anything please feel free to reach us by calling your local branch or through our live chat. We are available from 9am - 5pm Monday to Friday.



[www.teamsystems.net.au](http://www.teamsystems.net.au)  
**Multi Brands. One Click. Loads of Perks.**



## Some tips on how to utilise your online perks

After creating your account, remember to sign in when you are browsing our online store to see your exclusive pricing.



**1 Create Your Order**  
Simply create your order within one page.

Click "CART" button or "Create Your Order" in "Account Summary" page to create your orders quickly.

On the "Create Your Order" page, you can input your business's P/O Number according to your need.

One the same page you can search item codes, add to your order, then checkout.

Filling in your billing information and confirming your order summary, then the order will be placed.

**2 Check Stock Availability**  
Check Stock Levels within five Warehouses across Australia.

Click in-store pickup to check the product stock levels on the product detail page.

From the pop-up window, you can check the product stock levels across our five Australia-wide warehouses.

**3 Review and Re-Order**  
Review your past orders and reorder from a list of past purchases.

View your account summary on the web top-right corner.

In your account summary, you can click "Reorder Items" button to reorder from a list of your past purchases.

Then you can simply add your favourite items into your cart and go into check out process.

**4 Download Your Price List**  
Download the latest price list of all products with one click.

On your account summary page, you can click "Price List" button to download excel file.

Waiting for a few seconds, the latest price list of website-wide products will be downloaded.

According to your download path setting, find and open the download price list to see your special price.

## Account Featured Service:



Hassle Free  
Account Setup




Repeat-Orders  
with One Click



Monthly Exclusive  
Discounted Offers



Invoice Charged on a  
30-Day Account



[www.teamsystems.net.au](http://www.teamsystems.net.au)

**Multi Brands. One Click. Loads of Perks.**

© Team Systems (VIC) Pty Ltd ABN 85 072 395 576

No part of this catalogue may be reproduced, stored in a retrieval system or transmitted in any form by means, including electronic, mechanical, photocopying, recording or otherwise, without the prior permission of Team Systems (Vic) Pty. Ltd. All items in this catalogue have been included in good faith on the basis that the goods, as described, will be available for sale. A failure by supplier to deliver in accordance with sample, description or at all or other unintentional causes may result in some items being unavailable. Display accessories shown in photographs throughout this publication are not included in the price. Whilst every care has been taken to ensure accuracy in this catalogue, we reserve the right to change products resulting from printing or typographical error. Printed for Team Systems (Vic) Pty. Ltd. Designed by Jessie Wu.





## **VICTORIA**

### **DANDENONG - HEAD OFFICE**

Team Systems Material Handling  
121 Logis Boulevard  
Dandenong South VIC 3175  
**T: 03 8791 5777**  
melbourne@teamsystems.net.au



### **CAMPBELLFIELD WAREHOUSE**

Team Systems Material Handling  
Factory 7, 33 Lara Way,  
Campbellfield, VIC 3061  
**T: 03 9357 0500**  
cfield@teamsystems.net.au



## **NEW SOUTH WALES**

### **WETHERILL PARK - WAREHOUSE**

Team Systems Material Handling  
79-85 Cowpasture Road,  
Wetherill Park, NSW 2164  
**T: 02 9609 7782**  
sydney@teamsystems.net.au



## **WESTERN AUSTRALIA**

### **CANNING VALE - SHOWROOM/ WAREHOUSE**

Ideal Systems Material Handling  
211 Bannister Rd,  
Canning Vale, WA 6155  
**T: 08 9455 4855**  
perth@teamsystems.net.au



## **QUEENSLAND**

### **YATALA - WAREHOUSE**

Team Systems Material Handling  
Unit 11, 28 Burnside Rd,  
Yatala, QLD 4207  
**T: 07 3807 9144**  
brisbane@teamsystems.net.au

[www.teamsystems.net.au](http://www.teamsystems.net.au)